

GEF-7 Policy Agenda

First Meeting for the 7th Replenishment

Paris, France

March 30, 2017



GLOBAL ENVIRONMENT FACILITY
INVESTING IN OUR PLANET

Outline of policy chapter

Adapting the GEF's delivery model

- Allocation
- Partnership
- **Results**

Enhancing efficiency and effectiveness

- **Operational efficiency**
- **Gender**
- **Knowledge management**
- Access to information
- Climate risk
- Concessional loans



Stronger focus on results

GEF CORPORATE SCORECARD

JUNE 30, 2016



Contributions to the Generation of Global Environment Benefits

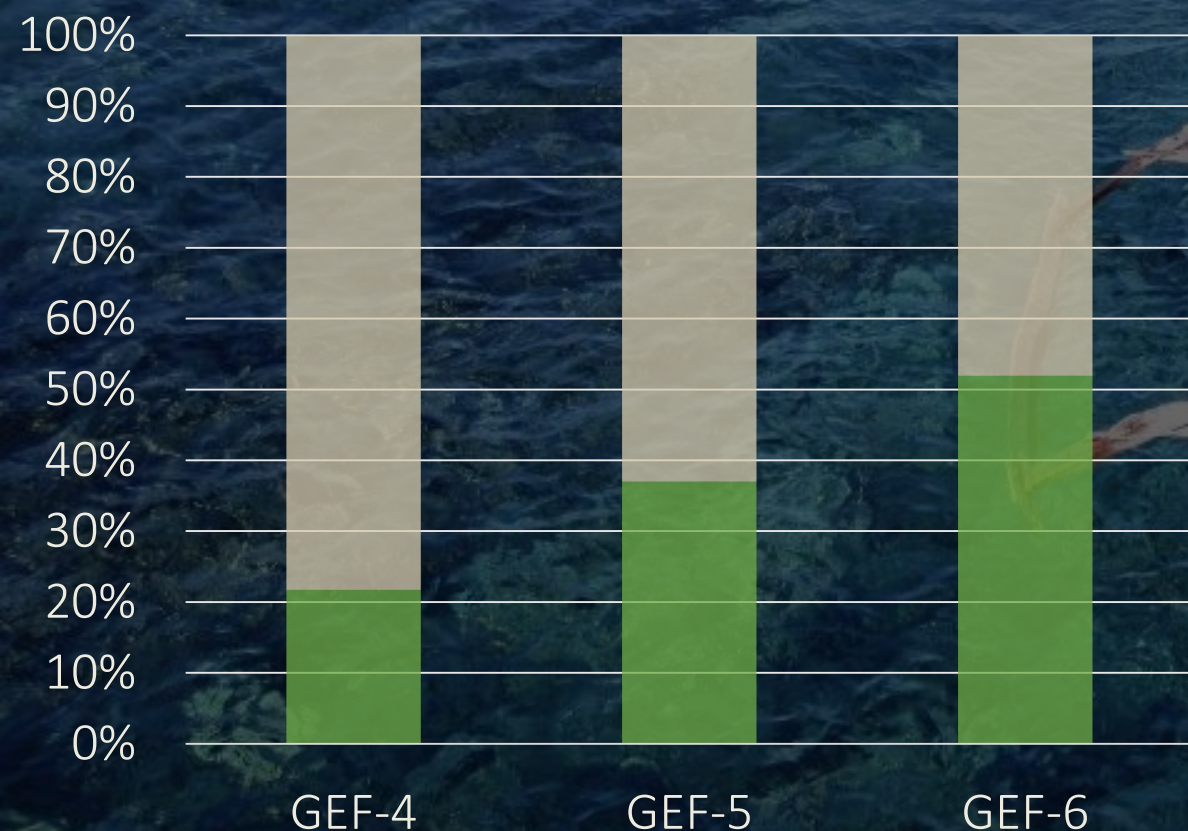
During the GEF-6 replenishment, the GEF-6 focal area strategies were designed to meet specific targets measured by key indicators. The table below shows the extent to which the GEF is meeting those targets in terms of the expected results of approved projects and programs in GEF-6 as of June 30, 2016. The table is based on 204 projects at the stage of Project Identification (PIF approval) in GEF-6, 67 projects of which were CEO endorsed/approved by June 30, 2016.

Results and Indicators	Target	Expected Results	
Maintain globally significant biodiversity and the ecosystem goods and services that it provides to society			
Landscapes and seascapes under improved management for biodiversity conservation (million hectares)	300	256	85%
Sustainable land management in production systems (agriculture, rangelands and forest landscapes)			
Production landscapes under improved management (million hectares)	120	64	53%
Promotion of collective management of transboundary water systems and implementation of the full range of policy, legal, and institutional reforms and investments contributing to sustainable use and maintenance of ecosystem services			
Number of freshwater basins in which water-food-energy-ecosystem security and conjunctive management of surface and groundwater is taking place	10	7	70%
Globally over-exploited fisheries moved to more sustainable levels ¹ (percent of fisheries, by volume)	20	14	69%
Support to transformational shifts towards a low-emission and resilient development path			
CO ₂ e mitigated (million metric tons) ²	750	1,227	164%
Increase in phase-out, disposal and reduction of releases of POPs, ODS, mercury and other chemicals of global concern			
POPs (PCBs, obsolete pesticides) disposed (metric tons) ³	80,000	117,480	147%
Mercury reduced (metric tons)	1,000	374	37%
ODP (HCFC) reduced/phased out (metric tons)	303	0	0
Enhance capacity of countries to implement Multilateral Environmental Agreements (MEAs) and mainstream into national and sub-national policy, planning financial and legal frameworks ⁴			
Number of countries in which development and sectoral planning frameworks that integrate measurable targets drawn from the MEAs have been developed	10	8	80%
Number of countries in which functional environmental information systems are established to support decision-making	10	10	100%

building on recent
progress: **Corporate
Scorecard**

approach and systems need to be **adapted and upgraded** for GEF-7

Share of funding towards projects with multiple benefits



scope for integration:

52 per cent

of funding towards projects with multiple benefits

from US\$ to GEBs

as a basis for reporting and accountability to MEAs

need stronger downstream
compliance

GEF investments may have considerable but underreported
socio-economic co-benefits



39 per cent of nearly 1,000 projects reviewed provide expected or actual numbers of beneficiaries, with more than **250m people** expected to benefit – directly or indirectly – from GEF investments

Moving forward: new results architecture

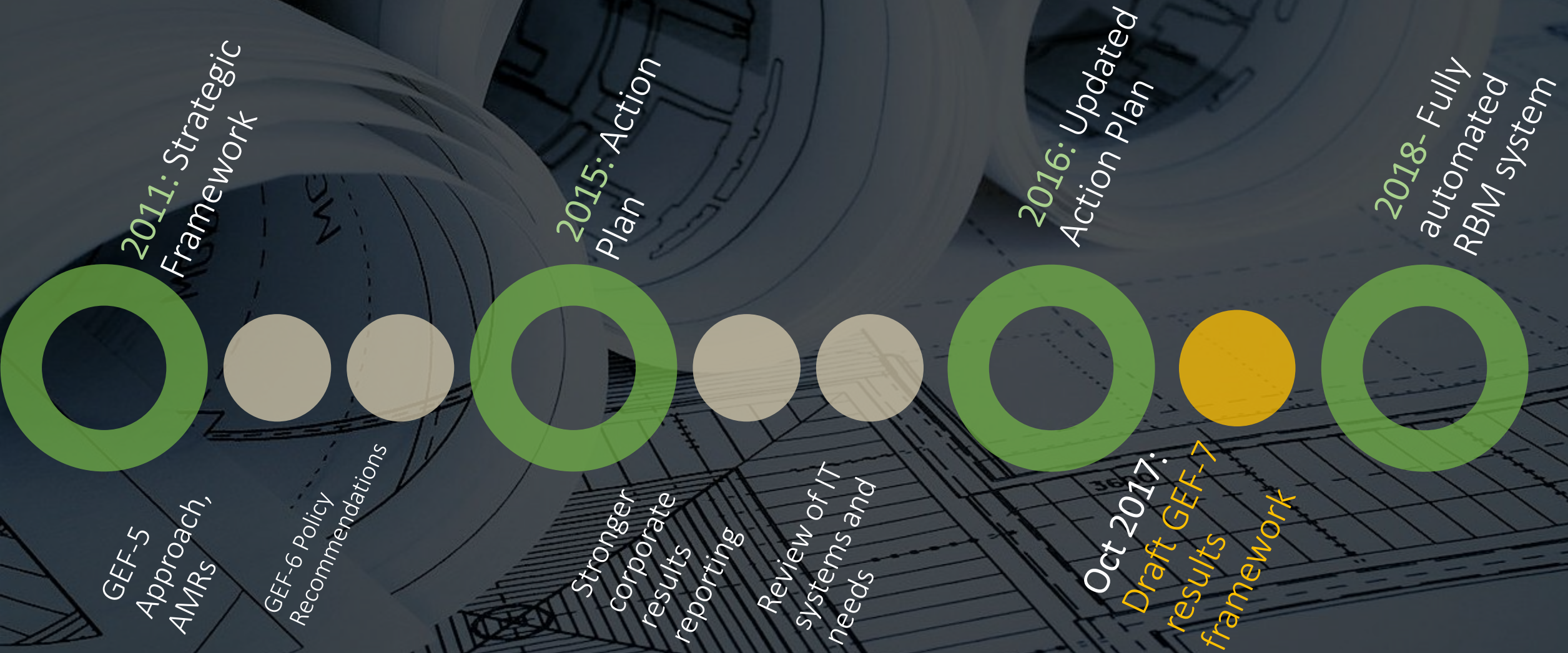
- core, corporate results indicators
 - harmonizing with SDG indicators and targets
 - availability, accessibility, quality and timeliness of results information
- accountability and improved management for higher impact

Biodiversity Conservation/ Land Restoration	created (m ha)			tbd						
	Marine protected areas created (m ha)							4	4	
	Terrestrial protected areas effectively managed (m ha)			45			22		67	
	Marine protected areas effectively managed (m ha)									
	Production landscapes under improved management for biodiversity conservation (m ha)	48	50	tbd			5		103	
	Production seascapes under improved management for biodiversity conservation (m ha)									
	Production landscapes under improved management (m ha)	32	50	63	70				215	
	Area of high conservation value forest loss avoided (m ha)	tbd			3				3	
De-Carbonization/Reduce	Carbon stocks (soil organic carbon sequestered in million tons of CO2e)	25	100						125	
	Carbon sequestered above ground (million tons of CO2e)	200	tbd	tbd					200	
	Emissions avoided (million tons of CO2e)	50	60	tbd	195	500	tbd	500	1,105	
	Number of cities that have ratio of land consumption rate to population growth rate less than 1							tbd		
Additional Indicators	Basins with enhanced water-food-energy security and resilience management of ecosystems (tbd)	4	tbd						4	
	Large marine ecosystems with reduced nutrient pollution and hypoxia (tbd)	2						6	8	
	Length of coastline under									

GEF-7 results: work in progress

preliminary analysis of eight of the proposed Impact Programs against an evolving set of 20-30 core indicators

Results: a timeline


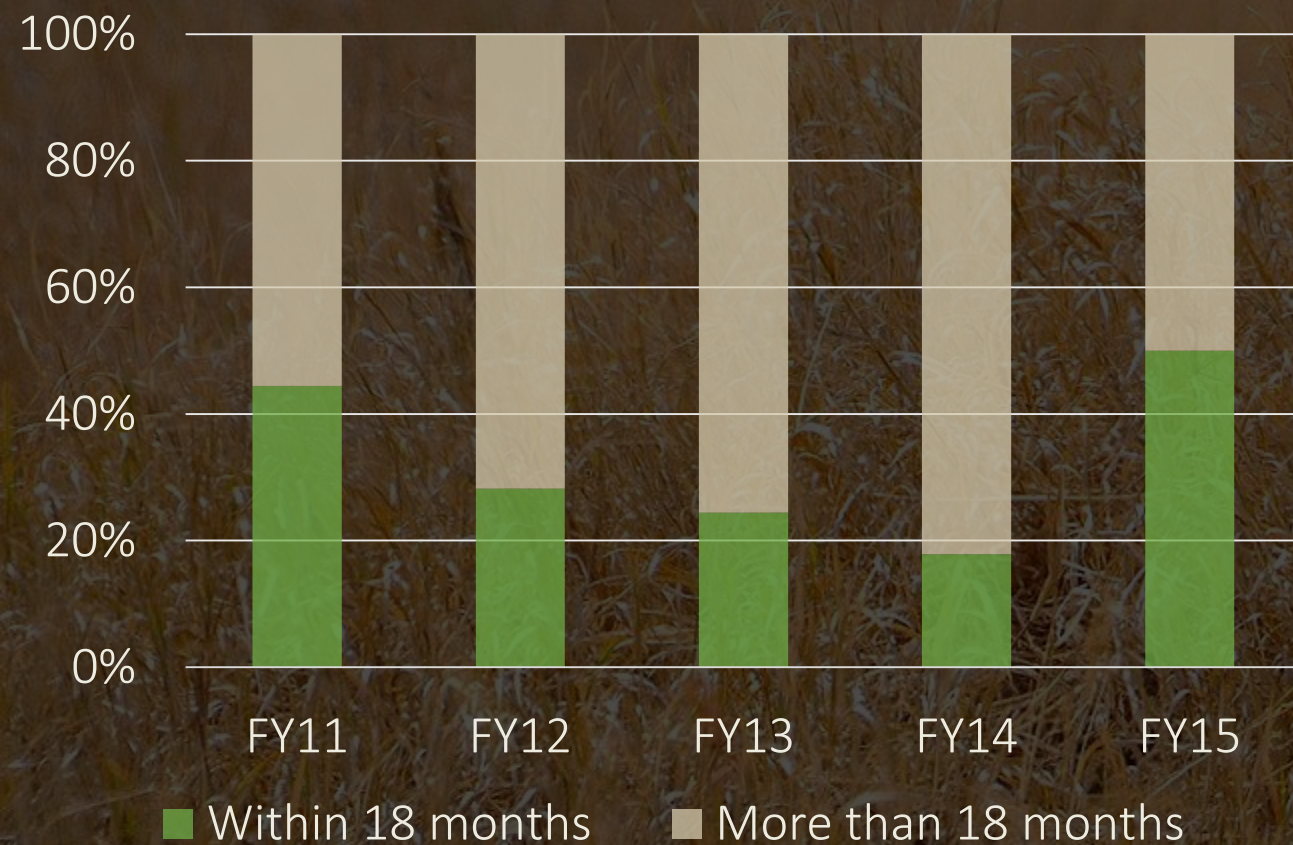


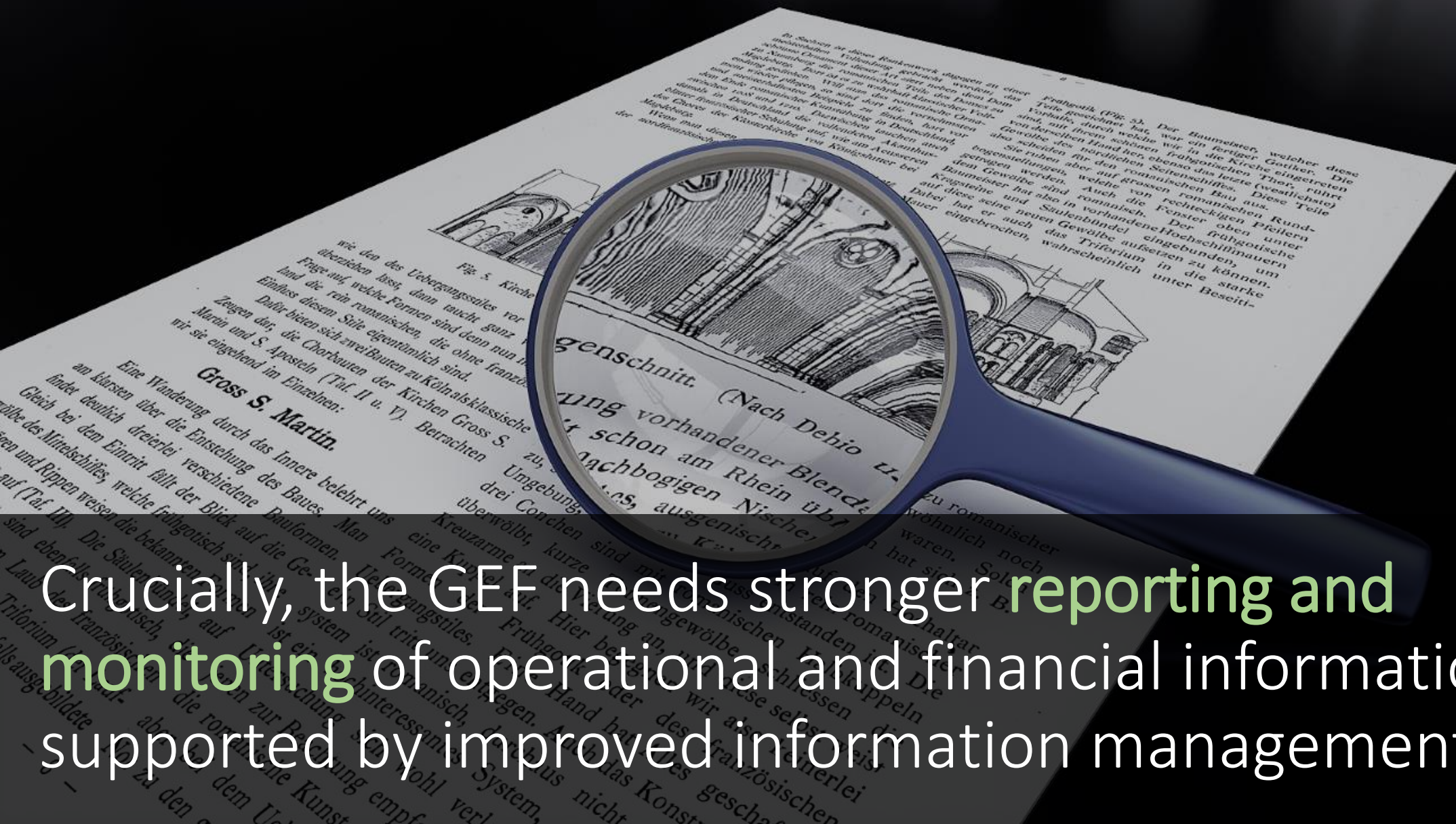


Operational efficiency and monitoring

Building on recent reforms to further **accelerate the project cycle**

Share of FSPs endorsed within 18 months of Council Approval, by fiscal year of approval





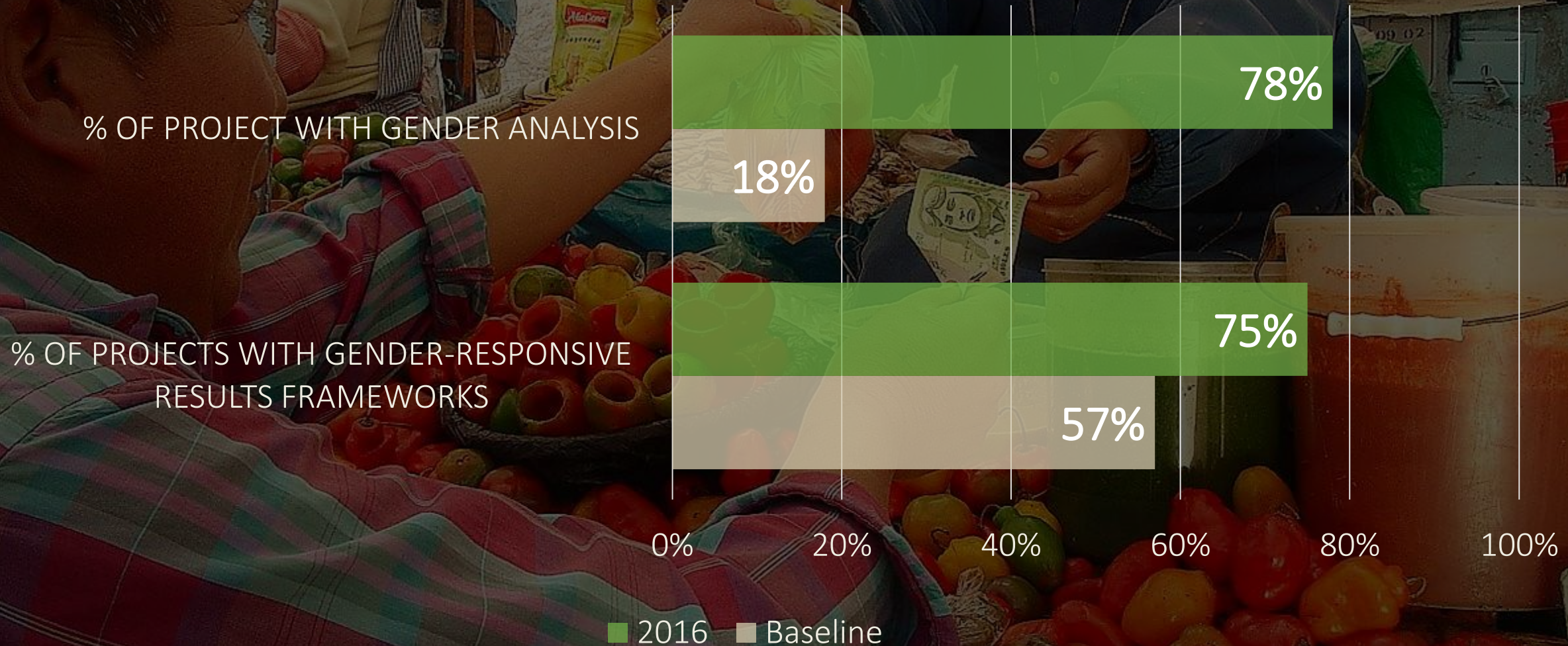
Crucially, the GEF needs stronger **reporting and monitoring** of operational and financial information, supported by improved information management system



Gender: from mainstreaming to impact

Building on recent progress on gender mainstreaming

Since 2008, the GEF has seen considerable progress on gender mainstreaming



Going beyond
mainstreaming,
leveraging key entry
points to maximize
positive gender and
social outcomes across
Impact Programs



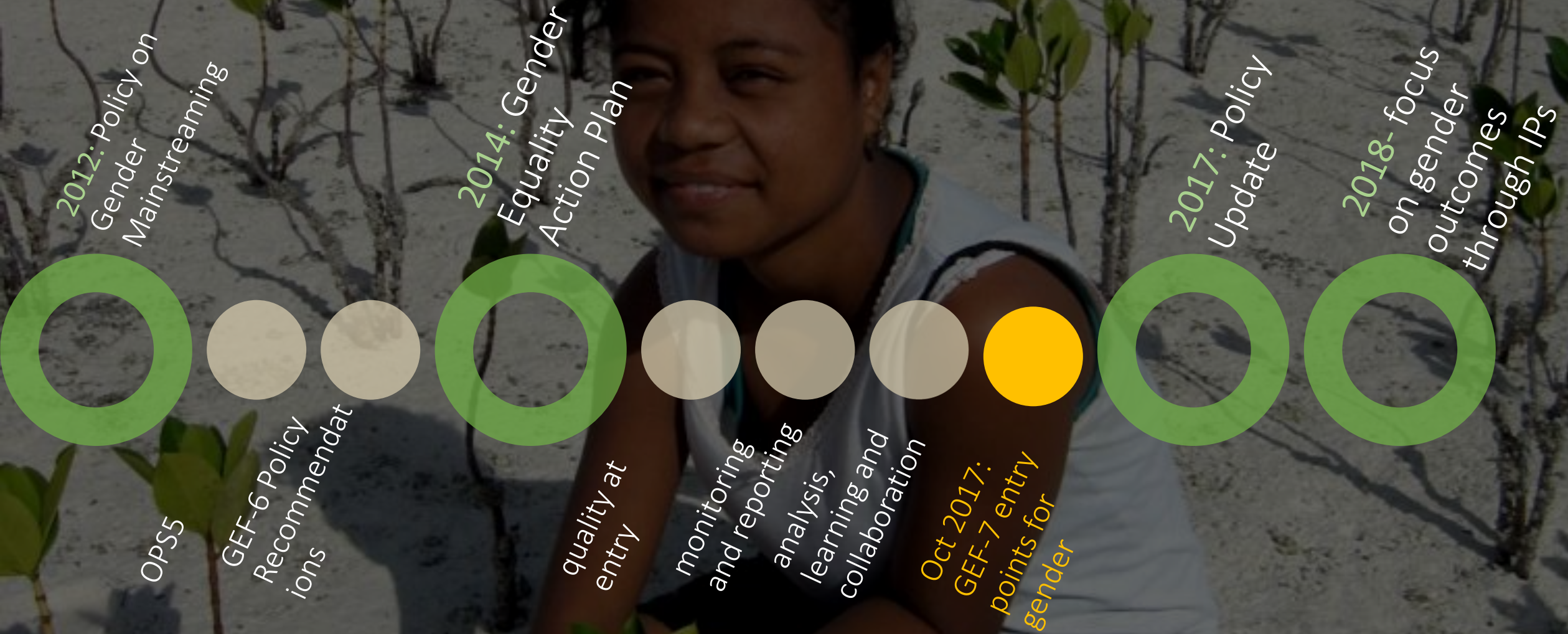
Example: gender and food systems

women **produce ½ of all food**, but institutional barriers to **land tenure**, women grow food on more degraded and smaller plots, with limited access to **credit, extension**

→ **opportunities for global environment and gender equality:** strengthen women's control over assets, resources, decision-making for sustainable food systems

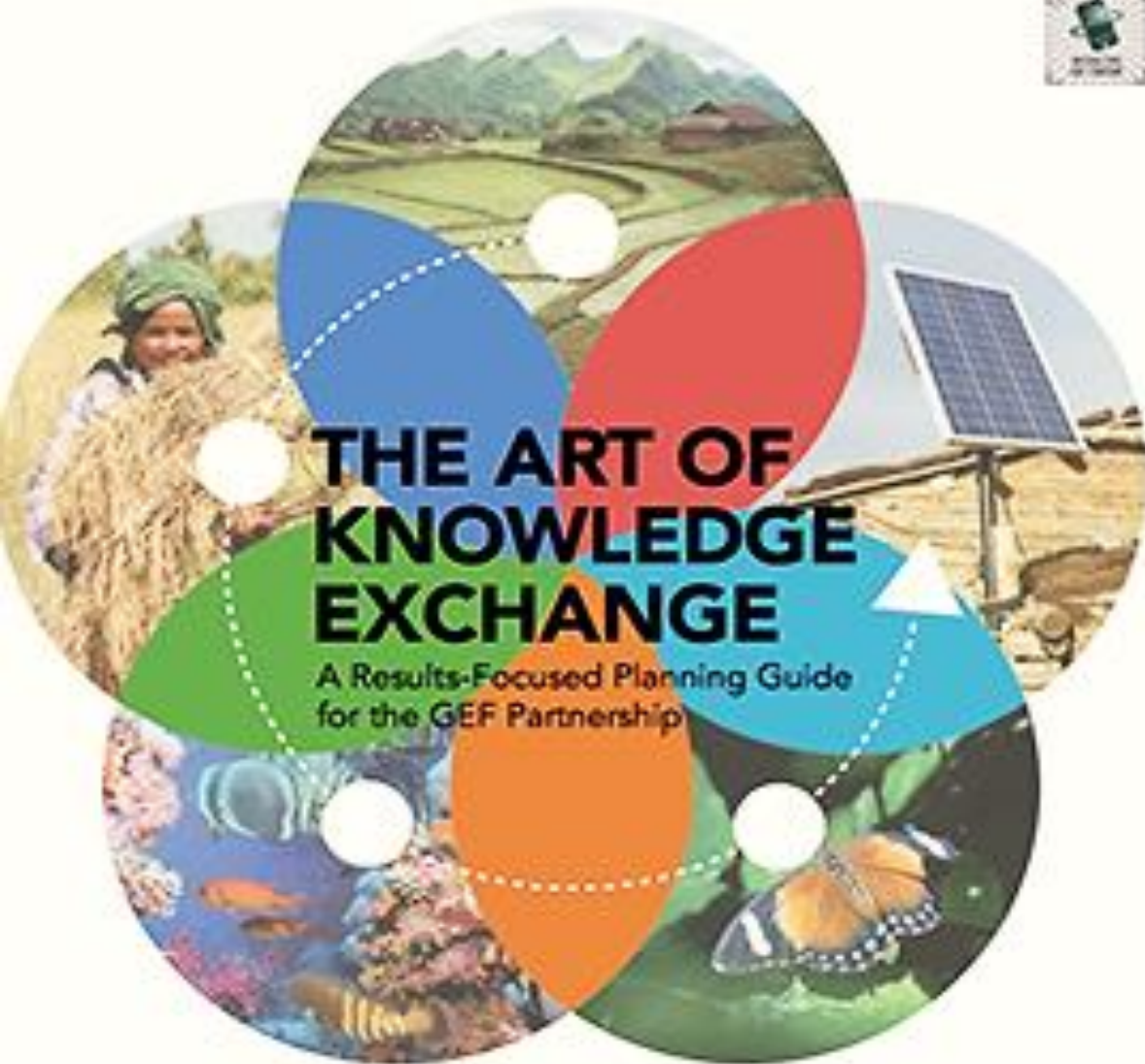


Gender: a timeline





Knowledge management



GEF-6 has seen **progress**:

- dedicated KM work stream,
- integration of KM in projects,
- lesson sharing across the Partnership and communities of practice

Prominent **innovations** include:

- GEF KALEO – an online “ask the expert” tool, and
- a new, results-focused guide on knowledge exchange

some **unfinished business:**

only 1/3 of OPS6 survey respondents felt that the GEF has the right mechanisms in place for effective knowledge sharing across the partnership




In GEF-7, need to put in place a knowledge and learning platform to support evidence-based decision-making. This may entail:

- building **communities of practice** around Impact Programs
- more **systematic knowledge capture**, dissemination and learning
- **IT-based solutions** for efficient knowledge sharing



Knowledge management: a timeline



Transparent governance and operations

solid track record,

while key transparency, integrity and accountability policies and procedures have seen little change and

could be **refreshed**

need to better

disseminate

information on rules, results, operations and financing



Climate and disaster risk

COP 22: “take into consideration climate risks in all its programs and operations”

a dynamic space: **Agency systems** have evolved rapidly – need to assess gaps and opportunities

Options moving forward: upstream standard-setting to drive Partnership behavior, downstream quality assurance





Should an increasing share of GEF
funding be provided in the form of

**concessional loans
rather than grants?**

Could allow for more **differentiation,
leverage** and financial **sustainability**,
but would severely **limit the range of
activities and partners.**

Feasibility is a key question.