



# GEF-7: Delivering higher impact

First Meeting for the Seventh Replenishment of the GEF Trust Fund

## GEF-7 Programming Directions

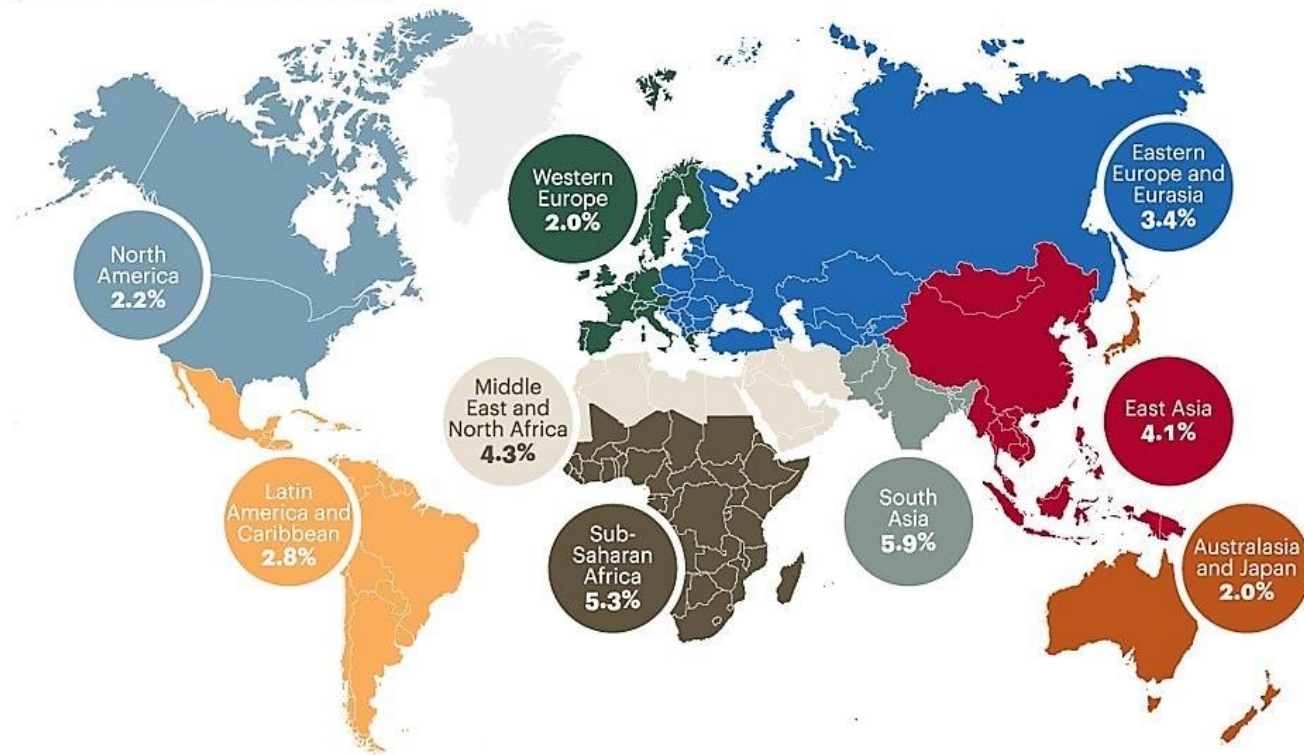
Paris, March 28-30, 2017





## Real GDP growth

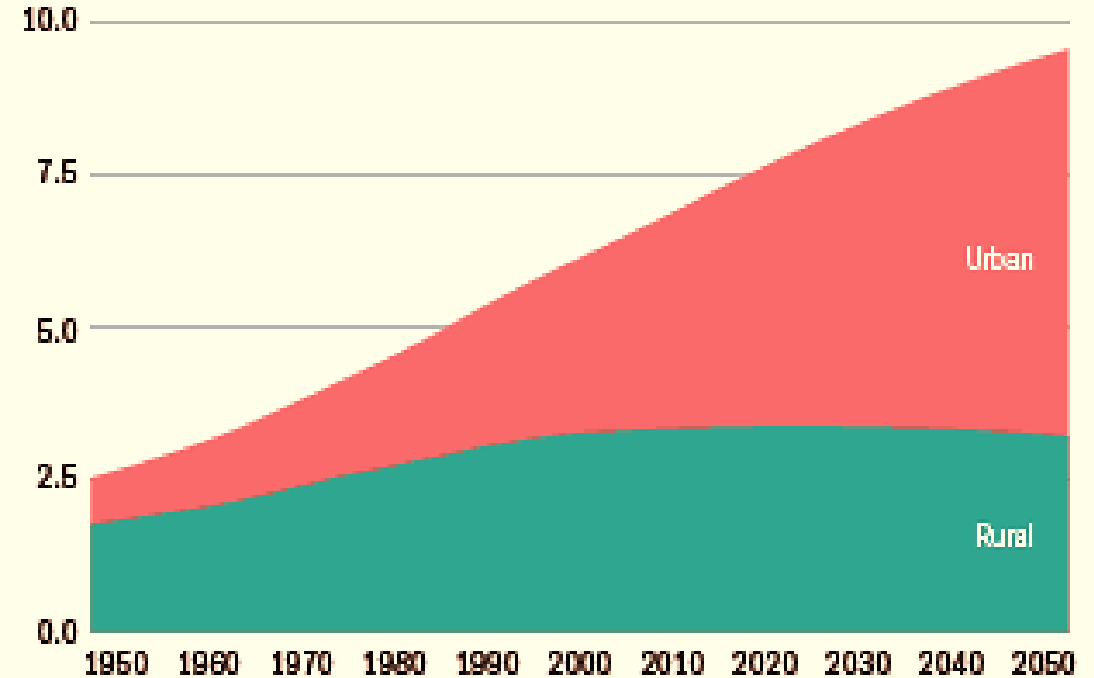
%, 2016–2020 annual average



Notes: GDP figures are the unweighted average of the forecast annual growth rates of the economies within each region between 2016 and 2020. GDP growth is measured at constant prices.

Sources: International Monetary Fund World Economic Outlook (October 2015 and January 2016); A.T. Kearney analysis

## World population (billions)




Source: United Nations Population Division, 2014, *World Urbanization Prospects: The 2014 Revision*, New York.

**Socioeconomic megatrends:**  
by 2030 8.5bn people, 60 per cent in cities, 5bn middle class consumers

# Energy

3 billion people rely wood, coal, charcoal or animal waste for cooking and heating, and 1.1 billion lack electricity





# Cities

Outdoor air pollution responsible for 2.9 billion deaths per year

6 of 10 countries with highest urban growth rates in 2013 were in Sub-Saharan Africa





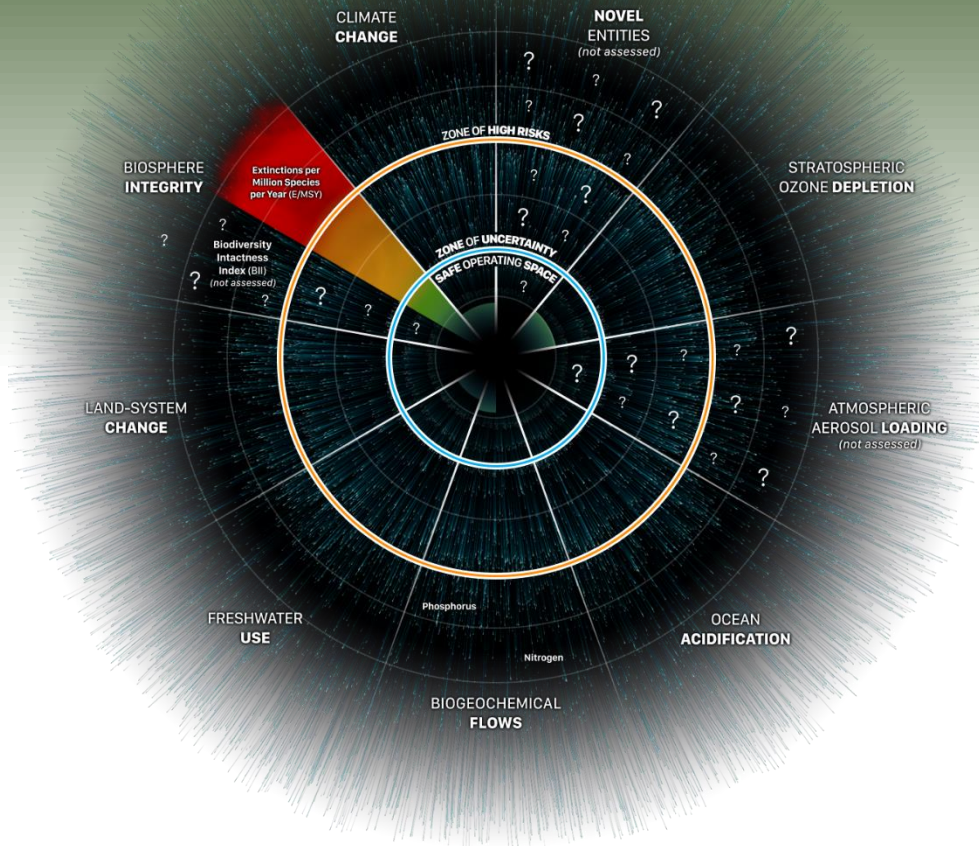
# Food and agriculture



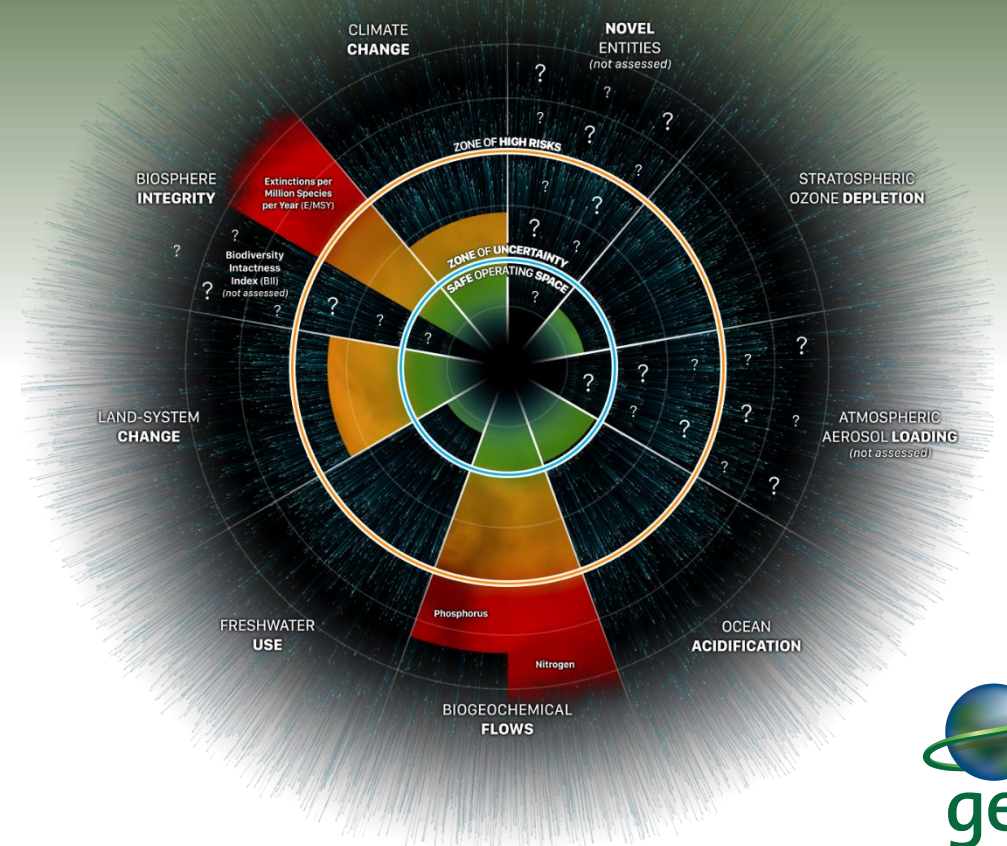


# We are running out of time

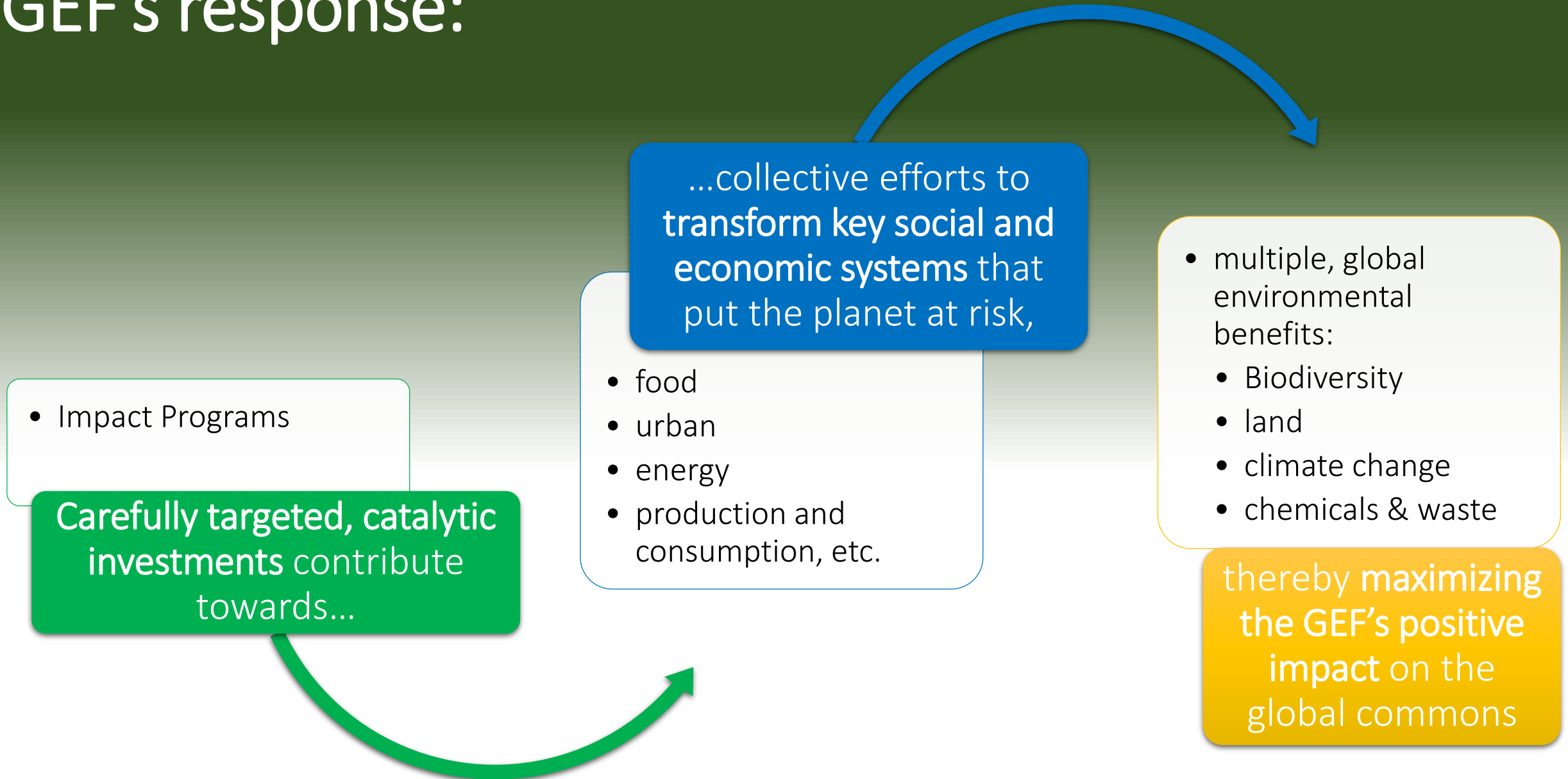
## 1950

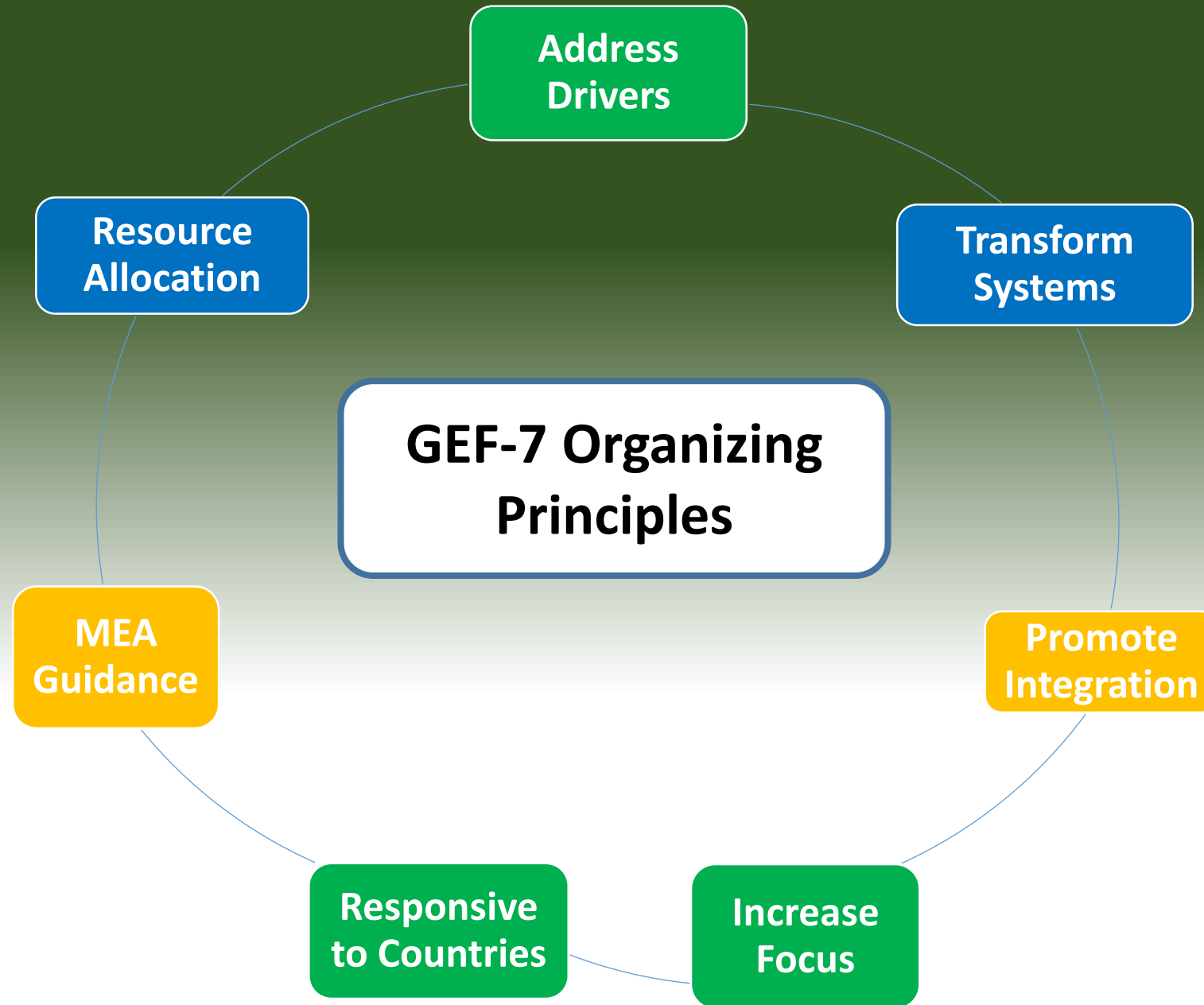


## 2015



# GEF's response:








# GEF-7 Programming Framework

## Focused and Complementary Approach to Deliver GEBs





# Country Priorities and Commitments to MEAs

Thematic Priorities	AFR	ASIA	ECA	LAC	SIDS	Total
Landscape Restoration	47 (98%)	17 (100%)	23 (96%)	20 (100%)	33 (97%)	140 (98%)
Transforming Energy Systems	47 (98%)	17 (100%)	21 (88%)	18 (90%)	33 (97%)	136 (95%)
Food Systems	47 (98%)	17 (100%)	20 (83%)	20 (100%)	31 (91%)	135 (94%)
Sustainable Cities	46 (96%)	16 (94%)	20 (83%)	16 (80%)	32 (94%)	130 (91%)
Environmental Security	45 (94%)	17 (100%)	14 (58%)	19 (95%)	31 (91%)	125 (88%)
Healthy Oceans for Sustainable Fisheries	40 (83%)	14 (82%)	19 (79%)	19 (95%)	30 (88%)	122 (85%)
Natural Capital	35 (73%)	13 (76%)	12 (50%)	17 (85%)	24 (71%)	101 (71%)
Green Finance	29 (60%)	11 (65%)	12 (50%)	16 (80%)	19 (56%)	87 (61%)
Green Infrastructure	19 (40%)	9 (53%)	6 (25%)	12 (60%)	10 (29%)	56 (39%)
Agriculture Commodities Supply Chains	3 (6 %)	3 (18 %)	0 (0 %)	10 (50 %)	1 (3 %)	17 (12 %)
Amazon Landscapes	0 (0 %)	0 (0 %)	0 (0 %)	8 (89 %)	0 (0 %)	8
Wildlife for Sustainable Development						
Inclusive Conservation: Engaging Indigenous People						
Circular Economy						
Integrated National Planning for MEAs/SDGs						
<b>Grand Total Distinct Countries</b>	<b>47 (98%)</b>	<b>17 (100%)</b>	<b>24 (100%)</b>	<b>20 (100%)</b>	<b>34 (100%)</b>	



# GEF-7 Technical Advisory Groups (TAGs)



In GEF-7, resource programming will seek to:

- Address Drivers of Environmental Degradation
- Promote Change in Key Economic Systems
- Build on Multi-Stakeholder Platforms and Alliances
- Foster Integration Across Themes and Sectors
- Respond to Country Commitments to MEAs and SDGs

In GEF-7, resource programming will seek to:

- Address Drivers of Environmental Degradation
- Promote Change in Key Economic Systems
- Build on Multi-Stakeholder Platforms and Alliances
- Foster Integration Across Themes and Sectors
- Respond to Country Commitments to MEAs and SDGs



# More Focused Resource Programming

GEF-6

## IAPs, PAs

### Focal Area-Specific Investments

- Improving Management of the National Ecological Infrastructure
- Nature's Last Stand: Preventing the
- Preventing the Extinction of Known Threatened Species
- Prevention, Control and Management of Invasive Alien Species
- Implementing the Cartagena Protocol on Biosafety (CPB)
- Ridge to Reef: Maintaining Integrity and Function of Coral Reef Ecosystems
- Securing Agriculture's Future: Sustainable Use of Plant and Animal Genetic Resources
- Implement the Nagoya Protocol on ABS
- Managing the Human-Biodiversity Interface
- Integration of Biodiversity and Ecosystem Services into Development & Finance Planning
- Promote the timely development, demonstration, and financing of low-carbon technologies and mitigation options
- Develop and demonstrate innovative policy packages and market initiatives to foster a new range of mitigation actions
- Promote integrated low-emission urban systems
- Promote conservation and enhancement of carbon stocks in forest, and other land use, and support climate smart agriculture
- Integrate findings of Convention obligations and enabling activities into national planning processes and mitigation targets
- Develop and demonstrate new tools and regulatory along with economic approaches for managing harmful chemicals and waste in a sound manner
- Support enabling activities and promote their integration into national budgets, planning processes, national and sectoral policies and actions, and global monitoring
- Reduction and elimination of POPs
- Reduction of anthropogenic emissions and releases of mercury to the environment
- Complete the phase out of ODS in CSEs and assist Article 5 countries under the Montreal Protocol to achieve climate mitigation benefits
- Support regional approaches to eliminate and reduce harmful chemicals and waste in LDCs and SIDS
- Foster cooperation for sustainable use of transboundary water systems and economic growth
- Increase the Resilience and Flow of Ecosystem Services in the Context of Melting High Altitude Glaciers
- Advance Conjointive Management of Surface and Groundwater Resources
- Water/Food/Energy/Ecosystem Security Nexus
- Reduce Ocean Hypoxia
- Prevent Loss & Degradation of Coastal Habitats
- Foster Sustainable Fisheries
- Agro-ecological Intensification
- SLM for Climate Smart Agriculture
- Landscape Management and Restoration
- Scaling up sustainable land management through the Landscape Approach
- SLM Mainstreaming in Development
- Integrated land use planning
- Identification and maintenance of high conservation value forests
- Identifying and monitoring forest loss
- Developing and implementing model projects for Payments for Ecosystem Services
- Capacity development for SLM within local communities
- Supporting sustainable finance mechanisms for SLM
- Building technical and institutional capacities to identify degraded forest landscapes and monitor forest Restoration
- Integrating SLM in landscape Restoration
- Private sector engagement
- Global technologies for national progress

GEF-7

## IPs

- Agricultural Commodities Supply Chains
- Food Systems
- Landscape Restoration
- Amazon Landscapes
- Inclusive Conservation
- Healthy Oceans for Sustainable Fisheries
- Wildlife for Sustainable Development
- Natural Capital IP
- Green Finance
- Environmental Security
- Sustainable Cities
- Transforming Energy Systems
- Circular Economy
- Green Infrastructure
- Green Finance

### Focal Area Complementary Investments

54 programs



35 programs



### Multilateral Environmental Agreements (MEAs)

Impact Programs	Biodiversity	Climate Change	Land Degradation	International Waters	Chemicals and Waste
Landscape Restoration SDGs: 12, 13, 15	Green	Green	Green	White	White
Transforming Energy Systems SDGs: 9, 11, 13	White	Green	White	White	Green
Food Systems SDGs: 2, 12, 13	Yellow	Green	Green	Yellow	Yellow
Sustainable Cities SDGs: 7, 9, 11, 13	Yellow	Green	White	White	Green
Environmental Security SDGs: 2, 13, 14, 15	White	White	Green	Green	White
Healthy Oceans for Sust. Fisheries	Green	Yellow	White	Green	White
Natural Capital SDGs: 14, 15	Green	Green	Yellow	Green	White
Green Finance SDGs: All	Green	Green	Green	Green	Green
Green Infrastructure SDGs: 2, 5, 6, 7, 9, 11	Green	Green	Green	Green	Green
Agri Commodities Supply Chains SDGs: 12, 13, 15	Green	Green	Green	White	White
Amazon Landscapes SDGs: 6, 12, 13, 15	Green	Green	Green	Green	Green
Wildlife for Sust. Development SDGs: 1, 5, 8, 10, 15	Green	White	Green	White	White
Inclusive Conservation SDGs: All	Green	Green	Green	Green	White
Circular Economy SDGs: 12, 14	White	Green	White	Yellow	Green
Integrated Planning MEAs/SDGs SDGs: All	Green	Green	Green	Green	Green



Impact Programs - a  
**sharper focus** on  
where the GEF can  
have the biggest impact



# GEF-7 Higher Level Integrative Framework for Impact Programs




Land, Agriculture and Food Systems



Accelerating De-carbonation and Economic Footprint



Reduced Pollution and Waste



Natural Capital-Based Development



# Land, Agriculture and Food Systems

## Impact Programs

Agricultural Commodities

Food Systems

Landscape Restoration

Amazon Landscapes

Inclusive Conservation

Healthy Oceans

1





# Accelerating De-carbonization and Economic Footprints

## Impact Programs

2

Sustainable Cities

Transforming Energy Systems

Green Infrastructure





# Reducing Pollution and Waste

## Investment programs

3

Circular Economy

Industrial chemicals

Agricultural chemicals





# Natural Capital-Based Development

## Impact Programs

4

Wildlife for Sustainable Development

Natural Capital

Green Finance

Environmental Security





# Landscape Restoration



- ✓ Generate multiple environmental benefits by restoring and maintaining global network of resilient landscapes
- ✓ Target restoration of 15–25 selected landscapes spanning 60–100 million ha
- ✓ Entry points: Bonn Challenge and other platforms such as TRI, GPFLR, GRC
- ✓ Build on GEF Sustainable Forest Management investments



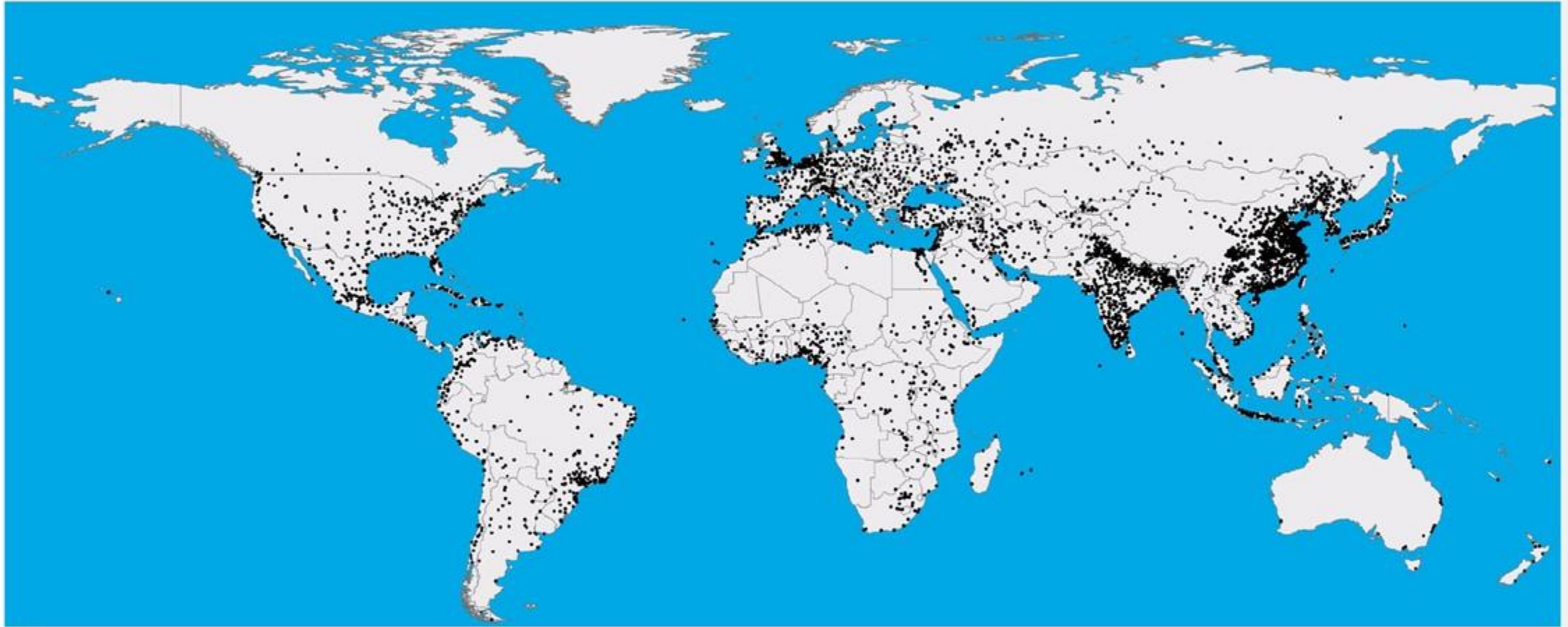
# Healthy Oceans for Sustainable Fisheries



- Improved governance mechanisms to facilitate:
- ✓ Pollution reduction and restoration and conservation of habitats
  - ✓ Sustainable capture fisheries to end IUU and overfishing and investment in sustainable aquaculture to improve ecosystem health



# Sustainable Cities



- ✓ Transformation of cities towards greater sustainability and global benefits
- ✓ Strengthen global support and coordination by building on GEF-6 Sustainable Cities IAP



# Wildlife for Sustainable Development



Conserve wildlife in the vast wilderness areas of Africa to generate benefits to local communities and revenue to support conservation areas:

- ✓ Build on GEF-6 Global Wildlife Program
- ✓ Invest in addressing illegal wildlife trade in supply, transit and demand countries
- ✓ Use growing and stable populations of wildlife to generate socio-economic benefits

# Circular Economy



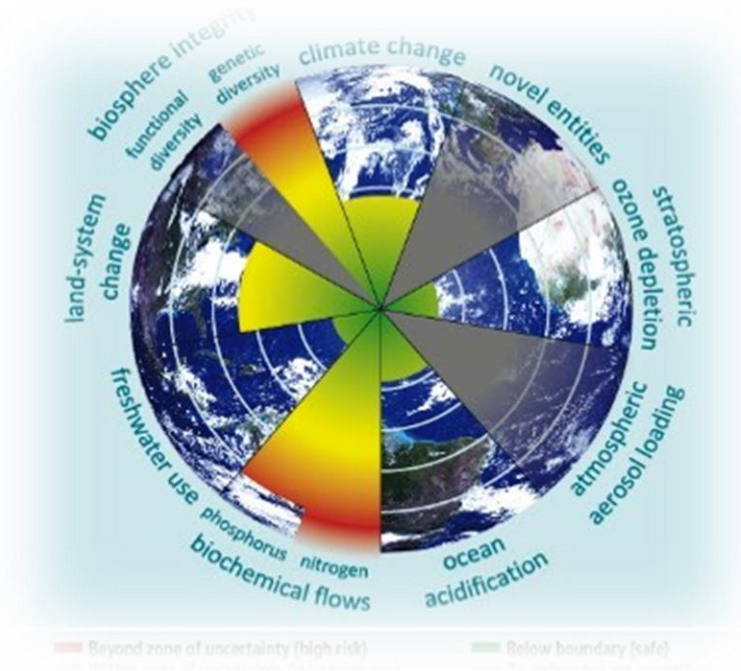
“...an industrial system that is restorative or regenerative by intention and design, replacing the end-of-life concept with restoration, shifts towards the use of renewable energy, eliminates the use of toxic chemicals, which impair reuse and return to the biosphere, and aims for the elimination of waste through the superior design of materials, products, systems and business models.” (WEF)



- ✓ Flip global supply chains and country/regional manufacturing/economic development strategies from take-use-dispose to redesign-reduce-reuse-repair-recycle approaches
- ✓ Initiate work on plastics because of its relevance and feasibility to further global environmental benefits, specifically to reduce GHGs, hazardous chemicals, and marine debris
- ✓ Expand to other production sectors



# Integrated National Planning for MEAs and SDGs



To address ambition gap between global needs and national action, and to enhance coordinated planning and implementation of MEAs and 2030 Agenda



# Small Grants Program

- 
- ✓ Sustainable Agriculture and Food Security
  - ✓ Low-Carbon Energy Access Co-benefits
  - ✓ Community-based Threatened Ecosystems and Species Conservation
  - ✓ Local to Global Coalitions in Chemicals and Waste Management
  - ✓ Catalyzing Sustainable Urban Solutions



# GEF-7 Complementary Investment Frameworks

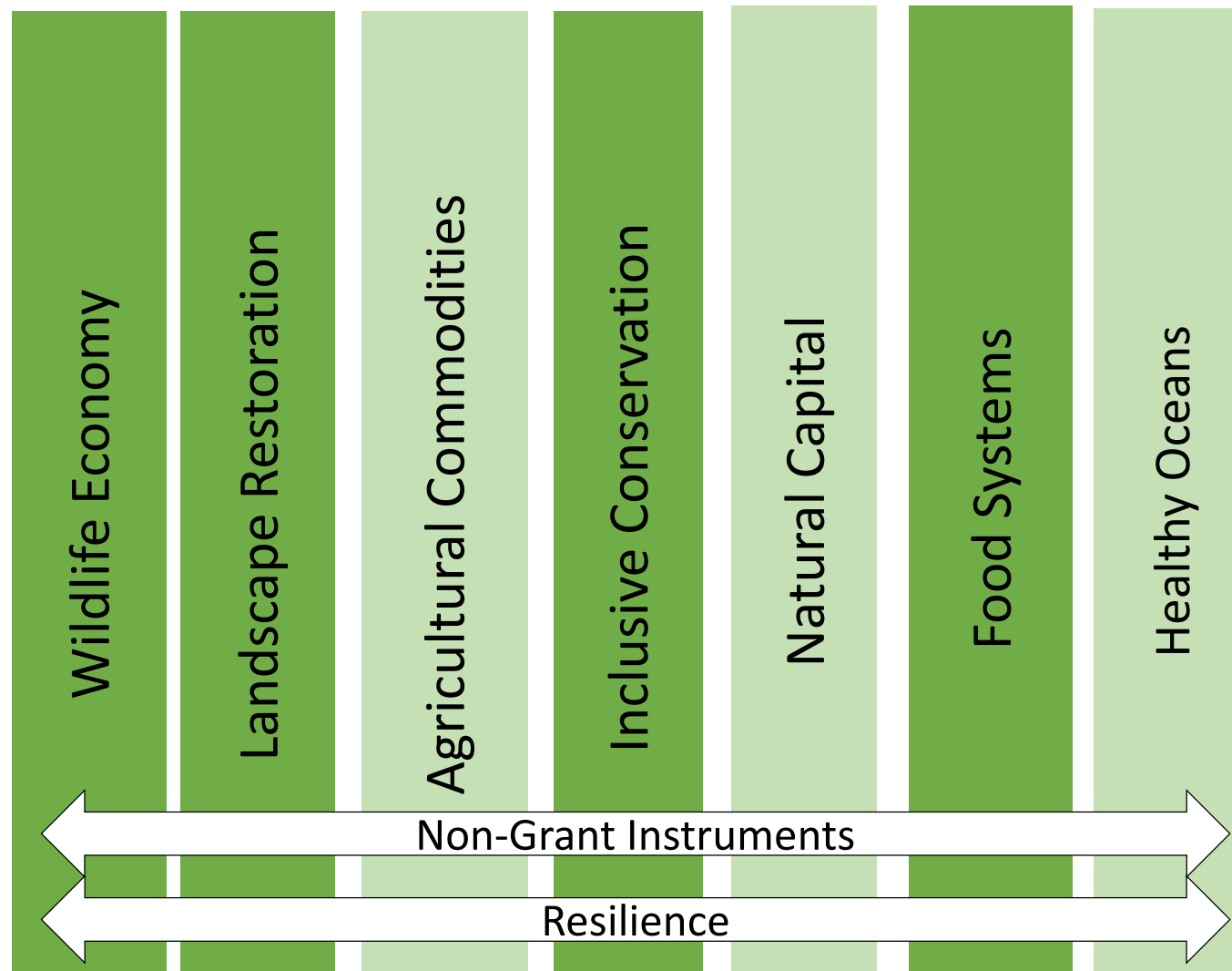




# Biodiversity Investment Framework



Convention on  
Biological Diversity



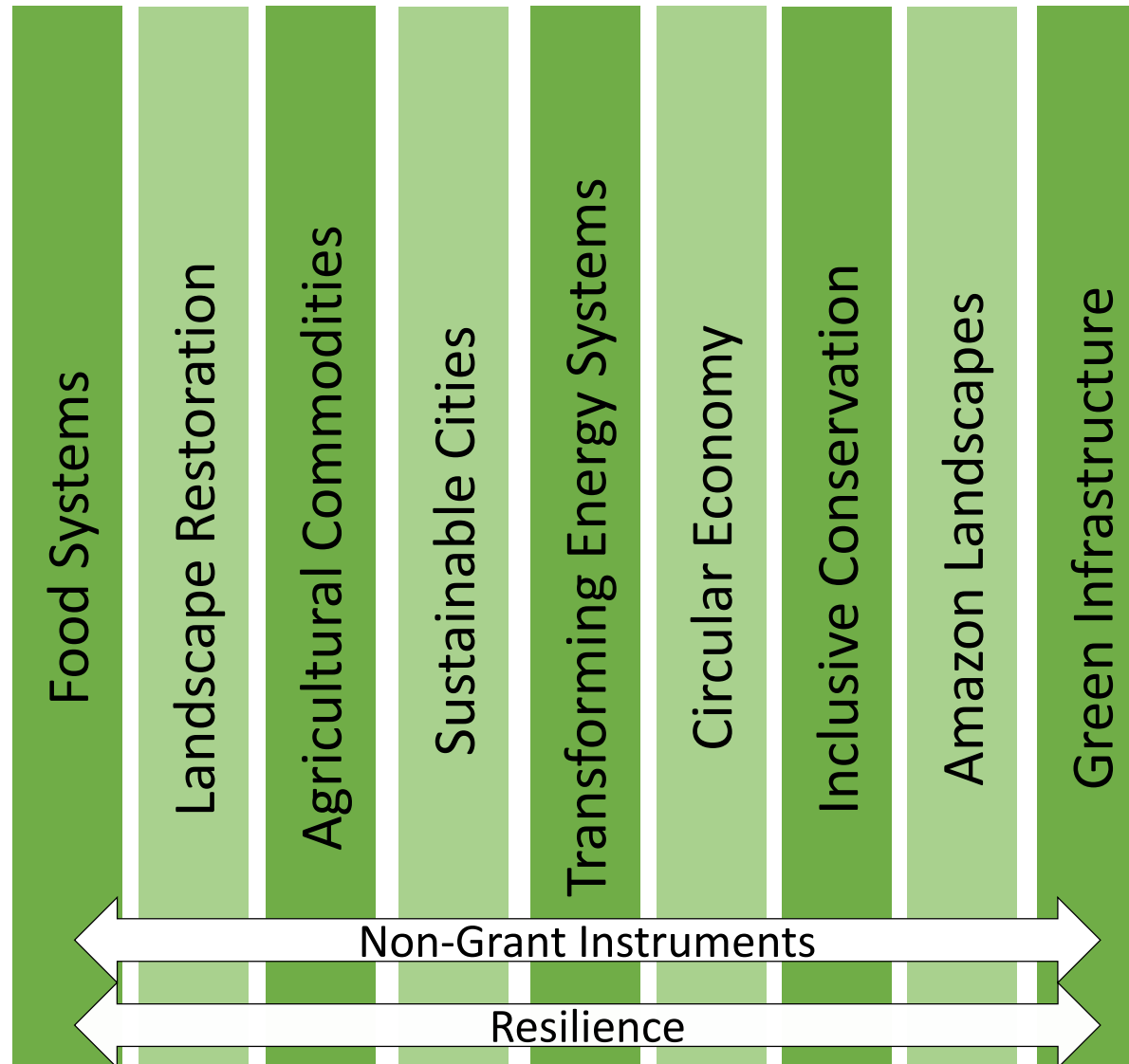
## Complementary Investments

1. Protected Areas
2. Threatened Species
3. Invasive Alien Species
4. Crop Wild Relatives
5. Access & Benefit Sharing
6. Biosafety
7. Convention reporting

# Climate Change Mitigation Investment Framework



United Nations  
Framework Convention on  
Climate Change

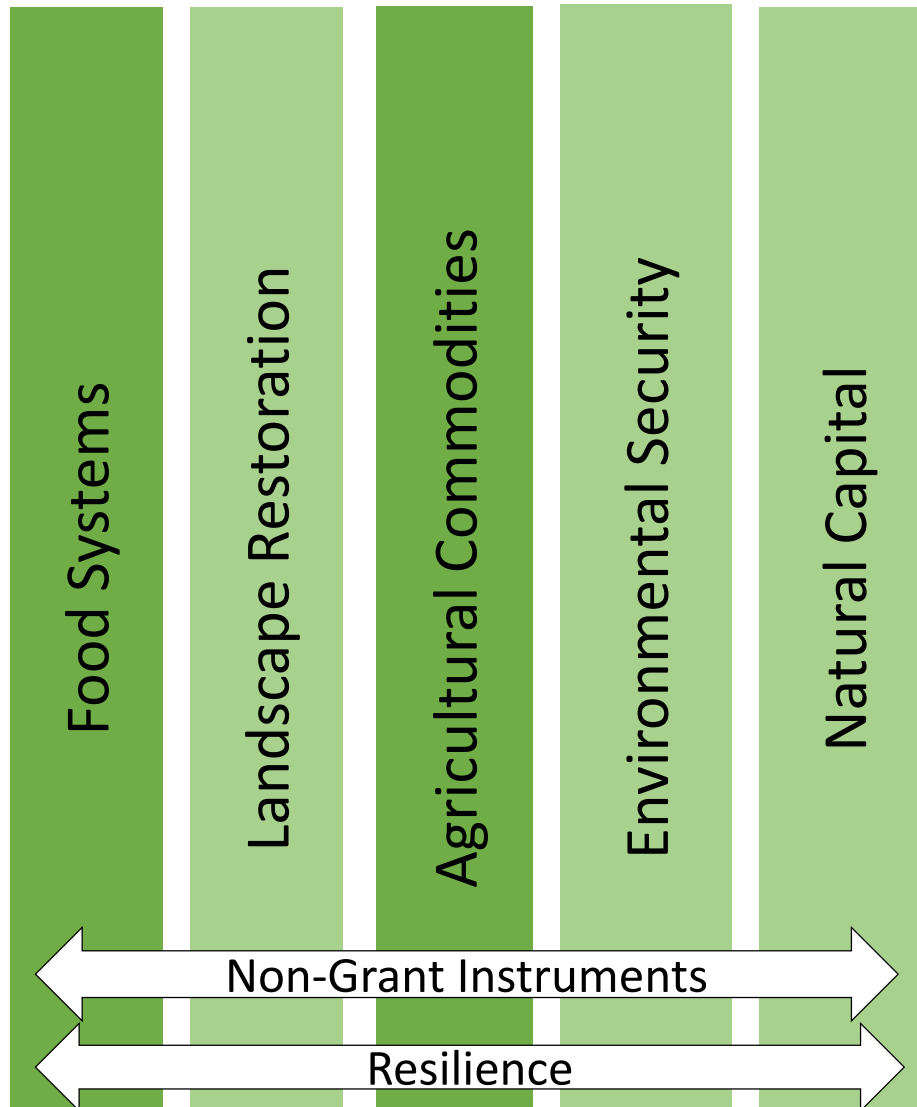


## Complementary Investments

1. Capacity-building Initiative for Transparency (CBIT)
2. NDC preparation and enhancement
3. Enabling Activities
  - Support National Communications and BURs



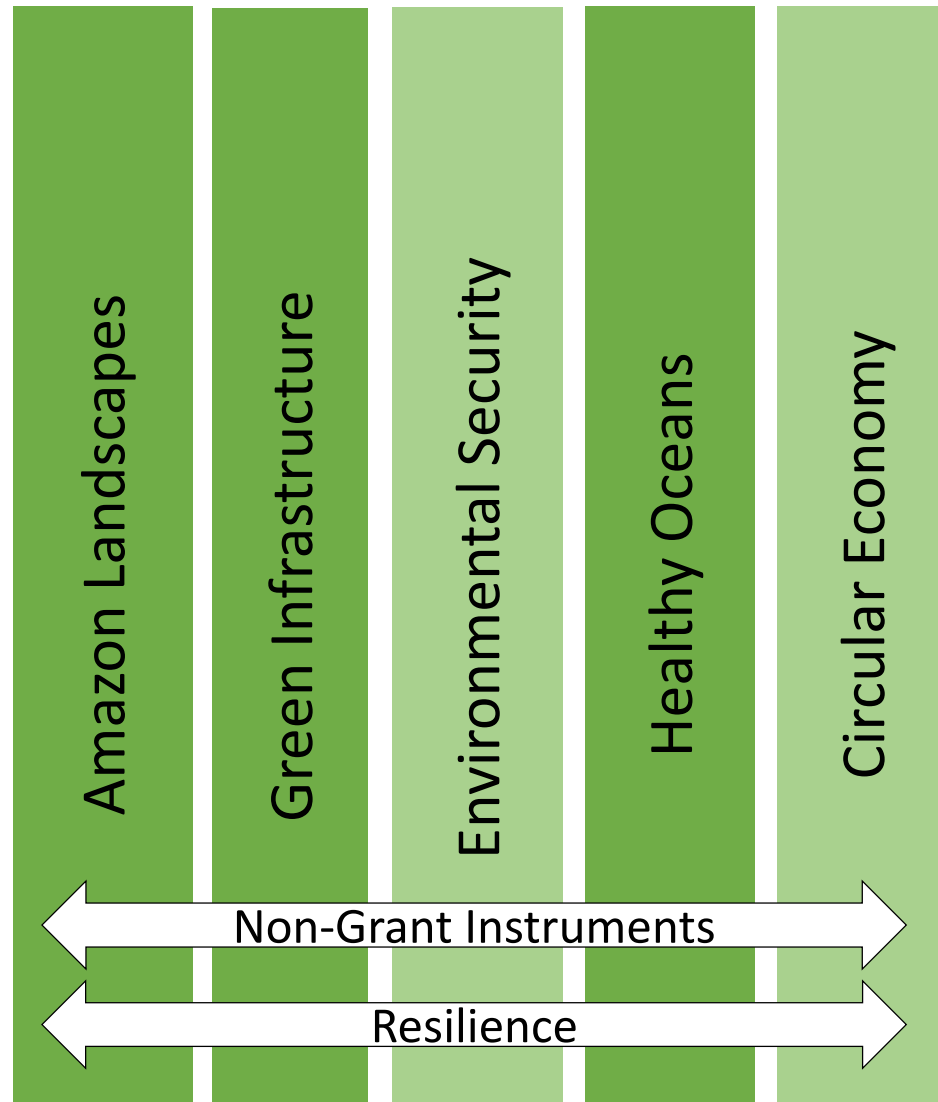
# Land Degradation Investment Framework



## Complementary Investments

1. LDN implementation support through:
  - Diversification of production systems
  - Integrated Landscape Management
  - Creating Enabling Environment
2. Enabling Activities

# International Waters Investment Framework



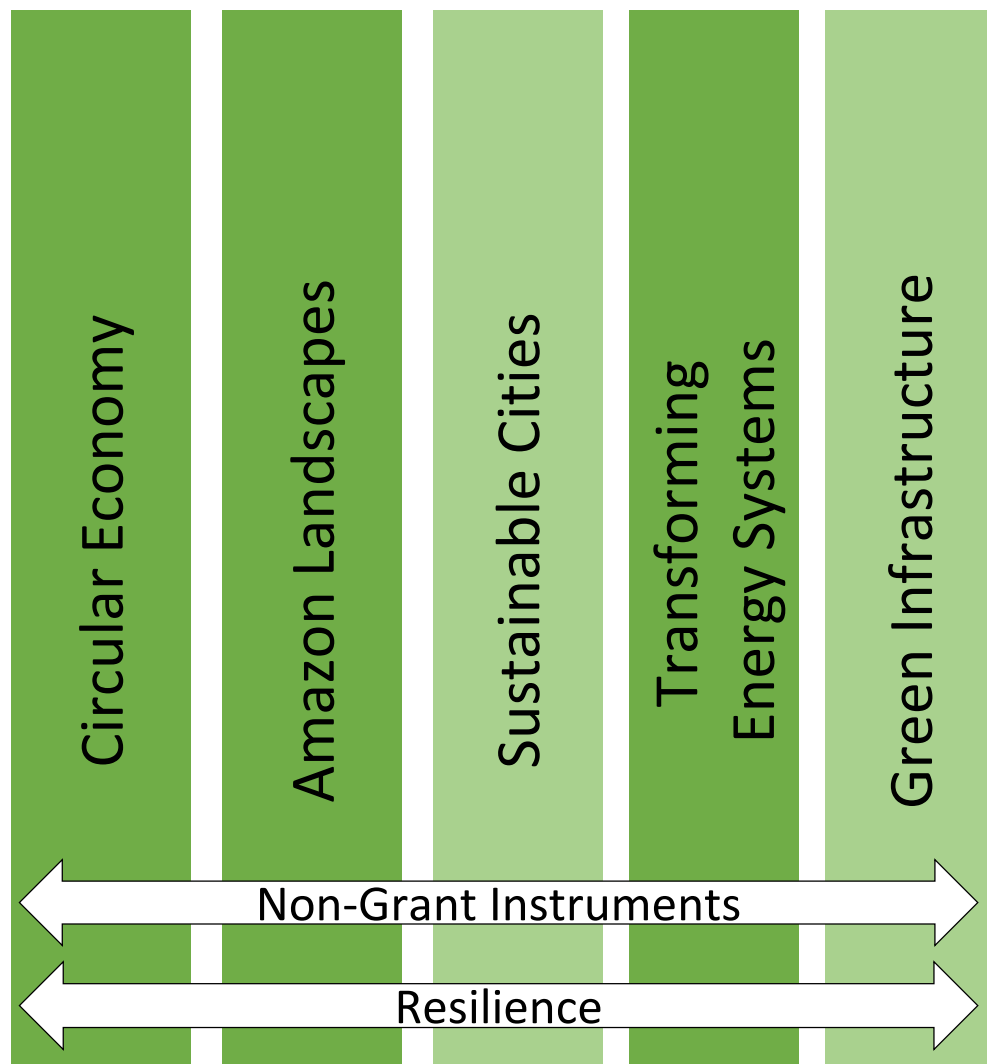
## Complementary Investments

IW implementation support through:

- Catalyzing capacity for multi-state cooperation
- Enhancing multi-state cooperation on transboundary waters
- Enhancing multi-state cooperation in PMEs to rebuild fisheries



# Chemicals and Waste Investment Framework



## Complementary Investments

Focus will be on:

1. De-toxifying development that enables the sound management of chemicals and waste of global importance
2. Supporting implementation of the Minamata and the Stockholm Convention, the Montreal Protocol, and the Strategic Approach for International Chemicals Management.



How will GEF-7 resources be allocated?

gef



## Resource Allocation

**STAR** should continue to form the basis of the GEF's approach to resource allocation.

Recipient countries would benefit from **full flexibility** across focal areas.



```
graph LR; A[Country allocations] --> B[Impact Programs]; A --> C[Complementary Investments]; B --> D[Global benefits (Focal Area 1)]; B --> E[Global benefits (Focal Area 2)]; C --> F[Global benefits (Focal Area 3)];
```

Country allocations

Impact Programs

Global benefits  
(Focal Area 1)

Global benefits  
(Focal Area 2)



Complementary Investments

Global benefits  
(Focal Area 3)



# GEF-7 Results Framework

GEB Categories	Biodiversity (Land and Water)		Sustainable Land and Water Management	De-Carbonization/Reduced Emissions		Reduced Pollution/Waste
Results Area	Species with improved status (#), Protected Areas created in Landscapes / Seascapes (HA)	Proportion of Fisheries Managed Sustainably, Basins with Enhanced Water-Food-energy Ecosystem Security (#/HA)	Area of Sustainably Managed Landscapes (hectares); Freshwater Resources Managed Sustainably (%)	Areas with Deforestation Reduced (Hectares), Forest Stocks Conserved (Tons)	Emissions avoided or reduced (Tons of CO <sub>2</sub> e)	Quantity of Pollutants, Waste Reduced or Eliminated (Tons)
<b>Impact Programs</b>						
Landscape Restoration						
Transforming Energy Systems						
Food Systems						
Sustainable Cities						
Environmental Security						
Healthy Oceans for Sustainable Fisheries						
Natural Capital						
Green Finance						
Green Infrastructure						
Agriculture Commodities Supply Chains						
Amazon Landscapes						
Wildlife for Sustainable Development						
Inclusive Conservation: Engaging Indigenous People						
Circular Economy						
Integrated Planning for MEAs/SDGs						
<b>Focal Area Complementary Investments</b>						
Biodiversity						
Climate Change						
Land Degradation						
International Waters						
Chemicals and Waste						

*Primary*  Impact Program contributes directly to the GEBs  
*Secondary*  Impact Program contributes indirectly to the GEBs



## What's Next?

- ✓ Develop detailed Impact Programs for October meeting
- ✓ Engagement with recipient countries to determine anticipated demand and desired impact
- ✓ Build upon IAP engagement model with all relevant GEF partners, countries and stakeholders, and Convention Secretariats



