

**ISLANDS - Pacific Child Project****Part I: Project Information****Name of Parent Program**[Implementing Sustainable Low and Non-Chemical Development in SIDS \(ISLANDS\)](#)**GEF ID**

10267

Project Type

FSP

Type of Trust Fund

GET

CBIT/NGI☐ CBIT☐ NGI**Project Title**

ISLANDS - Pacific Child Project

Countries

Regional, Asia/Pacific

Agency(ies)

UNEP

Other Executing Partner(s)

SPREP

Executing Partner Type

Others

GEF Focal Area

Chemicals and Waste

Taxonomy

4/15/2021

Global Environment Facility (GEF) Operations

Gender Equality, Focal Areas, Chemicals and Waste, Waste Management, eWaste, Hazardous Waste Management, Industrial Waste, Best Available Technology / Best Environmental Practices, Pesticides, DDT - Vector Management, Plastics, Open Burning, Persistent Organic Pollutants, Polychlorinated Biphenyls, Unintentional Persistent Organic Pollutants, New Persistent Organic Pollutants, Disposal, Emissions, Sound Management of chemicals and waste, Mercury, Artisanal and Scale Gold Mining, Industrial Emissions, Pollution, International Waters, SIDS : Small Island Dev States, Influencing models, Convene multi-stakeholder alliances, Strengthen institutional capacity and decision-making, Transform policy and regulatory environments, Demonstrate innovative approach, Stakeholders, Civil Society, Academia, Community Based Organization, Beneficiaries, EType of Engagement, Information Dissemination, Participation, Consultation, Private Sector, SMEs, Individuals/Entrepreneurs, Large corporations, Local Communities, Communications, Behavior change, Education, Public Campaigns, Awareness Raising, Gender results areas, Capacity Development, Access to benefits and services, Knowledge Generation and Exchange, Gender Mainstreaming, Women groups, Gender-sensitive indicators, Sex-disaggregated indicators, Capacity, Knowledge and Research, Learning, Indicators to measure change, Theory of change, Adaptive management, Knowledge Generation, Training, Professional Development, Workshop

Rio Markers

Climate Change Mitigation

Climate Change Mitigation 1

Climate Change Adaptation

Climate Change Adaptation 1

Submission Date

12/10/2020

Expected Implementation Start

4/1/2021

Expected Completion Date

3/31/2026

Duration

60In Months

Agency Fee(\$)

1,800,000.00

A. FOCAL/NON-FOCAL AREA ELEMENTS

Objectives/Programs	Focal Area Outcomes	Trust Fund	GEF Amount(\$)	Co-Fin Amount(\$)
CW-2-3	ound management of chemicals and wastes addressed through strengthening the capacity of sub-national, national and regional institutions and strengthening the enabling policy and regulatory framework in these countries	GET	20,000,000.00	94,178,245.81
Total Project Cost(\$)			20,000,000.00	94,178,245.81

B. Project description summary

Project Objective

To prevent the build-up of POPs and mercury materials and to manage and dispose of existing harmful chemicals and wastes across Pacific SIDS

Project Component	Financing Type	Expected Outcomes	Expected Outputs	Trust Fund	GEF Project Financing(\$)	Confirmed Co-Financing(\$)
1. Preventing the Future Build-Up of Chemicals Entering SIDS	Technical Assistance	Pacific SIDS have in place effective mechanisms to control the import of chemicals, and products that lead to the generation of hazardous waste	1.1 Legislative frameworks for sustainable finance in place in Pacific SIDS 1.2 Strategies to improve waste management in Pacific SIDS 1.3 Model legislation to control mercury containing products for use by Pacific SIDS (regional)	GET	2,784,000.00	6,150,000.00
2. Safe Management and Disposal of Existing Chemicals, products and materials	Technical Assistance	Harmful chemicals and materials present and/or generated in SIDS are being disposed of in an environmentally sound manner	2.1 Pacific SIDS supported in sound repackaging, shipping, collection, and disposal of POPs and mercury waste 2.2 Technical assistance and support for shipping and disposal of end of life vehicles (ELVs) from Pacific SIDS to Asian recycling markets (regional) 2.3 Studies, technical assistance and training provided to improve residual (municipal) waste management in selected Pacific SIDS 2.4 Feasibility analysis and design of waste management systems for atolls completed and made	GET	5,700,000.00	55,006,134.81

3. Safe Management of Products entering SIDs/Closing Material and Product loops for Products	Technical Assistance	Build-up of harmful materials and chemicals is prevented through establishment of effective circular and life-cycle management systems in partnership with the private sector	3.1 Tools, TA and training for the Establishment of e-waste dismantling and recycling system (national and regional), results documented and made available to all Pacific SIDS	GET	8,616,000.00	13,477,111.00
			3.2. Operationalisation of waste transfer and sorting stations for bulky waste and recycling results documented and made available to all Pacific SIDS			
			3.3 Establishment of used oil management of used oil management systems in SIDS results documented and made available to all Pacific SIDS			
			3.4 Technical backstopping provided to manage healthcare waste to Pacific SIDS			

4. Knowledge Management and Communication	Technical Assistance	Knowledge generated by the programme is disseminated to, and applied by, SIDS in all regions	4.1. Communication of national systems on sustainable financing 4.2. Community education activities and programmes on waste management behaviour designed and conducted 4.3. Widespread engagement of youth through Tide Turners program (regional) 4.4. Best practices in Pacific SIDS on hazardous waste management documented and made available reporting through the global component	GET	1,700,000.00	13,380,000.00
Monitoring and Evaluation	Technical Assistance			GET	292,500.00	
				Sub Total (\$)	19,092,500.00	88,013,245.81
Project Management Cost (PMC)						
				GET	907,500.00	6,165,000.00
				Sub Total(\$)	907,500.00	6,165,000.00
				Total Project Cost(\$)	20,000,000.00	94,178,245.81

C. Sources of Co-financing for the Project by name and by type

Sources of Co-financing	Name of Co-financier	Type of Co-financing	Investment Mobilized	Amount(\$)
Other	SPREP	Grant	Investment mobilized	36,128,000.00
Recipient Country Government	Gov of Cook Islands	Grant	Recurrent expenditures	688,612.81
Recipient Country Government	Gov of Fiji	Grant	Investment mobilized	3,136,111.00
Recipient Country Government	Gov of FSM	Grant	Recurrent expenditures	100,000.00
Recipient Country Government	Gov of Kiribati	Grant	Investment mobilized	375,000.00
Recipient Country Government	Gov of Marshall Islands	Grant	Investment mobilized	90,000.00
Recipient Country Government	Gov of Nauru	Grant	Recurrent expenditures	46,042.00
Recipient Country Government	Gov of Nauru	Grant	Investment mobilized	310,000.00
Recipient Country Government	Gov of Niue	Grant	Investment mobilized	4,000,000.00
Recipient Country Government	Gov of Palau	Grant	Recurrent expenditures	503,000.00
Recipient Country Government	Gov of Palau	Grant	Investment mobilized	375,000.00
Recipient Country Government	Gov of PNG	Grant	Recurrent expenditures	1,609,000.00
Recipient Country Government	Gov of Samoa	Grant	Recurrent expenditures	300,000.00
Recipient Country Government	Gov of Samoa	Grant	Investment mobilized	600,000.00
Recipient Country Government	Gov of the Solomon Islands	Grant	Recurrent expenditures	60,000.00
Recipient Country Government	Gov of Tonga	Grant	Recurrent expenditures	1,000,000.00
Recipient Country Government	Gov of Tuvalu	Grant	Recurrent expenditures	500,000.00
Recipient Country Government	Gov of Tuvalu	Grant	Investment mobilized	7,800,000.00
Recipient Country Government	Gov of Vanuatu	Grant	Investment mobilized	600,000.00
Recipient Country Government	Gov of Vanuatu	Grant	Recurrent expenditures	500,000.00
Private Sector	Swire Shipping	Grant	Investment mobilized	35,277,480.00
GEF Agency	UNEP/Youth, Education and Advocacy Unit	Grant	Investment mobilized	180,000.00
Total Co-Financing(\$)				94,178,245.81

Describe how any "Investment Mobilized" was identified

Investment mobilized are confirmed grants/or financial commitments which have been secured and will be operating during the lifetime of the project.

D. Trust Fund Resources Requested by Agency(ies), Country(ies), Focal Area and the Programming of Funds

Agency	Trust Fund	Country	Focal Area	Programming of Funds	Amount(\$)	Fee(\$)
UNEP	GET	Asia/Pacific	Chemicals and Waste	POPs	17,250,000	1,552,500
UNEP	GET	Asia/Pacific	Chemicals and Waste	Mercury	1,000,000	90,000
UNEP	GET	Asia/Pacific	Chemicals and Waste	SAICM	1,750,000	157,500
Total Grant Resources(\$)					20,000,000.00	1,800,000.00

E. Non Grant Instrument

NON-GRANT INSTRUMENT at CEO Endorsement

Includes Non grant instruments? **No**

Includes reflow to GEF? **No**

F. Project Preparation Grant (PPG)

PPG Required



PPG Amount (\$)

300,000

PPG Agency Fee (\$)

27,000

Agency	Trust Fund	Country	Focal Area	Programming of Funds	Amount(\$)	Fee(\$)
UNEP	GET	Asia/Pacific	Chemicals and Waste	POPs	258,750	23,287.5
UNEP	GET	Asia/Pacific	Chemicals and Waste	Mercury	15,000	1,350
UNEP	GET	Asia/Pacific	Chemicals and Waste	SAICM	26,250	2,362.5
Total Project Costs(\$)					300,000.00	27,000.00

Core Indicators

Indicator 5 Area of marine habitat under improved practices to benefit biodiversity (excluding protected areas)

Ha (Expected at PIF)

Ha (Expected at CEO Endorsement)

Ha (Achieved at MTR)

Ha (Achieved at TE)

--	--	--	--

Indicator 5.1 Number of fisheries that meet national or international third party certification that incorporates biodiversity considerations

Number (Expected at PIF)

Number (Expected at CEO Endorsement)

Number (Achieved at MTR)

Number (Achieved at TE)

--	--	--	--

Type/name of the third-party certification

Indicator 5.2 Number of Large Marine Ecosystems (LMEs) with reduced pollutions and hypoxia

Number (Expected at PIF)

Number (Expected at CEO Endorsement)

Number (achieved at MTR)

Number (achieved at TE)

0	0	0	0
---	---	---	---

LME at PIF

LME at CEO Endorsement

LME at MTR

LME at TE

Indicator 5.3 Amount of Marine Litter Avoided

Metric Tons (expected at PIF)	Metric Tons (expected at CEO Endorsement)	Metric Tons (Achieved at MTR)	Metric Tons (Achieved at TE)
	28,000.00		

Indicator 9 Reduction, disposal/destruction, phase out, elimination and avoidance of chemicals of global concern and their waste in the environment and in processes, materials and products (metric tons of toxic chemicals reduced)

Metric Tons (Expected at PIF)	Metric Tons (Expected at CEO Endorsement)	Metric Tons (Achieved at MTR)	Metric Tons (Achieved at TE)
0.00	548.09	0.00	0.00

Indicator 9.1 Solid and liquid Persistent Organic Pollutants (POPs) removed or disposed (POPs type)

POPs type	Metric Tons (Expected at PIF)	Metric Tons (Expected at CEO Endorsement)	Metric Tons (Achieved at MTR)	Metric Tons (Achieved at TE)
DDT		12.00		
Polychlorinated biphenyls (PCB)		532.00		
Pentachlorophenol and its salts and esters		0.34		
Tetrabromodiphenyl ether and pentabromodiphenyl ether		0.19		
Hexabromobiphenyl		0.05		
Heptachlor		0.01		

Indicator 9.2 Quantity of mercury reduced (metric tons)

Metric Tons (Expected at PIF)	Metric Tons (Expected at CEO Endorsement)	Metric Tons (Achieved at MTR)	Metric Tons (Achieved at TE)
-------------------------------	---	-------------------------------	------------------------------

3.50

Indicator 9.3 Hydrochlorofluorocarbons (HCFC) Reduced/Phased out (metric tons)

Metric Tons (Expected at PIF)

Metric Tons (Expected at CEO Endorsement)

Metric Tons (Achieved at MTR)

Metric Tons (Achieved at TE)

Indicator 9.4 Number of countries with legislation and policy implemented to control chemicals and waste (Use this sub-indicator in addition to one of the sub-indicators 9.1, 9.2 and 9.3 if applicable)

Number (Expected at PIF)

Number (Expected at CEO Endorsement)

Number (Achieved at MTR)

Number (Achieved at TE)

10

Indicator 9.5 Number of low-chemical/non-chemical systems implemented, particularly in food production, manufacturing and cities (Use this sub-indicator in addition to one of the sub-indicators 9.1, 9.2 and 9.3 if applicable)

Number (Expected at PIF)

Number (Expected at CEO Endorsement)

Number (Achieved at MTR)

Number (Achieved at TE)

Indicator 9.6 Quantity of POPs/Mercury containing materials and products directly avoided

Metric Tons (Expected at PIF)

Metric Tons (Expected at CEO Endorsement)

Metric Tons (Achieved at MTR)

Metric Tons (Achieved at TE)

4,338.00

Indicator 10 Reduction, avoidance of emissions of POP to air from point and non-point sources (grams of toxic equivalent gTEQ)

Grams of toxic equivalent gTEQ (Expected at PIF)

Grams of toxic equivalent gTEQ (Expected at CEO Endorsement)

Grams of toxic equivalent gTEQ (Achieved at MTR)

Grams of toxic equivalent gTEQ (Achieved at TE)

8.00

Indicator 10.1 Number of countries with legislation and policy implemented to control emissions of POPs to air (Use this sub-indicator in addition to Core Indicator 10 if applicable)

Number (Expected at PIF)

Number (Expected at CEO Endorsement)

Number (Achieved at MTR)

Number (Achieved at TE)

14

Indicator 10.2 Number of emission control technologies/practices implemented (Use this sub-indicator in addition to Core Indicator 10 if applicable)

Number (Expected at PIF)

Number (Expected at CEO Endorsement)

Number (Achieved at MTR)

Number (Achieved at TE)

Indicator 11 Number of direct beneficiaries disaggregated by gender as co-benefit of GEF investment

Number (Expected at PIF)

Number (Expected at CEO Endorsement)

Number (Achieved at MTR)

Number (Achieved at TE)

Female

100,000

Male

100,000

Total

0

200000

0

0

Part II. Project Justification

1a. Project Description

DESCRIBE ANY CHANGES IN ALIGNMENT WITH THE PROJECT DESIGN WITH THE ORIGINAL PIF

The Request for GEF CEO Endorsement below is in-line with the original child concept submitted as part of the ISLANDS programme framework document (GEF ID 10185), approved by GEF Council in June 2019. The project is being submitted in the context of the ongoing COVID-19 pandemic. As such, the proposal has been adapted to reflect the potential impacts the COVID-19.

The COVID-19 pandemic has affected every economic sector in Pacific SIDS and all segments of society, however with differential impacts depending on age group, gender, disabilities, socioeconomic status and geographic location.

COVID-19 related impacts in SIDS include (but are not limited to): impact on human health; reduced economic growth; significant decline in tourism and remittances, that have led to reduced FOREX earnings; reduced income from major income contributing sectors (e.g. tourism, fishery, agriculture, services, etc.); job losses, especially in the informal sector; reduced access to basic services; household food insecurity (often worsening as a result of a decline in the economy and a breakdown in supply chains); fragile healthcare systems that will be stretched further in the short run but could emerge stronger in the medium- to long- term; and women and girls more adversely affected.

Pacific SIDS' governments have responded to the crisis by near completed movement restrictions and the enforcement of basic hygiene practices such as regular hand washing and social distancing.

The impact of COVID-19 has been considered and included as part of the risk analysis for this project. The most significant COVID-19 related risks to the implementation of the project include the following (risks and their mitigation measures have been described in more detail in the risk table completed under Section 5):

- Travel restrictions between countries, between islands and atolls or on islands themselves might hamper the execution of project activities;
- Project implementing partners/national partners might be working at a low(er) capacity;
- A likely reduction in the availability of (co-)financing for waste/chemicals related investments due to competing priorities at country level;
- Reduced markets for recyclables, at national, regional and international level making recycling systems less viable and sustainable; and,
- Social inequalities might worsen – impacting vulnerable communities, collectors of recyclables and women.

The following interventions and approaches are planned to alleviate to mitigate COVID-19 impact on Pacific SIDS:

- Introduce digital solutions for (remote) project implementation (including trainings/meetings/workshops), monitoring, reporting, audits, as well as the exchange of experiences and lessons learned. Lessons-learned captured by each and every SIDS in GEF ISLANDS tailored publications will be made available through a global Knowledge Management platform. Combined these interventions will contribute to building the capacity of institutions and stakeholders in digital record keeping/monitoring/reporting, training, awareness raising, etc. which would simplify and facilitate future work and help entities in certain countries to build their technological capacity to reduce the digital divide.
- Ensure each country has in place a dedicated national technical assistant to coordinate and facilitate country level activities. This will serve to both strengthen national capacity and also to facilitate the uptake of remote technical guidance.
- Support livelihoods/job creation in the waste management/chemicals sector through the design and introduction of financial instruments/mechanisms, building capacity of the private sector, establishing private sector partnerships in country as well as in the region to increase the collection, recycling, export and treatment of wastes. This will thus promote circular solutions to reduce unsustainable resource extraction and environmental degradation.
- Build the capacity of NGOs, CBOs, private sector companies, municipalities, government departments, etc. on the safe management of various types of (hazardous) waste, including the use of Personal Protection Equipment, safeguarding waste management workers from health impacts, including COVID-19.
- Contribute to avoiding marine and freshwater pollution from single use plastics, which has risen dramatically during COVID-19, due to a rise in the use of disposables, particularly those used in the medical and food sectors.
- Through the institution of a regional technical backstopping facility, Improve practices and treatment solutions for infectious Healthcare Waste (HCW), including COVID-19 waste, through the introduction of environmentally sound practices for waste management and treatment, and improving the capacity of healthcare facilities to soundly manage their waste streams to keep staff, patients, visitors and surrounding communities safer. This will help SIDS manage risks attached to potential future similar crises.

1a. Project Description. Elaborate on: 1) the global environmental and/or adaptation problems, root causes and barriers that need to be addressed (systems description); 2) the baseline scenario and any associated baseline projects, 3) the proposed alternative scenario with a description of outcomes and components of the project; 4) alignment with GEF focal area and/or impact program strategies; 5) incremental/additional cost reasoning and expected contributions from the baseline, the GEFTF, LDCF, SCCF, and co-financing; 6) global environmental benefits (GEFTF) and/or adaptation benefits (LDCF/SCCF); and 7) innovativeness, sustainability and potential for scaling up.

1) Global environmental and/or adaptation problems, root causes and barriers that need to be addressed (systems description)

a. Global environmental problems:

The sound management of chemicals throughout their lifecycle and waste is crucial for the protection of human health and the environment. Globally, in 2016, municipal solid waste (MSW) generation was estimated to be 2.01 billion tonnes, and this figure is expected to rise to 3.4 billion tonnes by 2050^[41]. In terms of global waste composition, 44% of all waste is food and green waste, 17% paper, 12% plastics, 5% glass, 4% metal, and 18% other types of waste. In developing countries, organic waste accounts for the largest fraction of all waste. With increasing wealth, the shares of paper, plastic, glass and metal rise; solid waste in OECD states consists mainly of recyclables, followed by organics^[42].

Due to their small size and narrow resource bases, SIDS are import-dependent economies. Limited landmasses mean SIDS also often have very high population densities, for example the Maldives ranks 11th globally with 1,102 individuals per square kilometre^[43] but with a landmass placing it at the 187th position. On a per capita basis, waste generation in SIDS is rising. In 2014 it was slightly lower than in OECD countries (1.29 kg/capita/day, compared to 1.35 kg/capita/day), but as of 2019 it is 2.3 kg/capita/day, 48% higher than that of OECD countries^[44]. However, the large number of tourists often skews the per capita waste generation of the permanent population.

In common with the Pacific and Indian Ocean SIDS, the Caribbean SIDS lack the infrastructure to manage the wide variety of wastes generated by imported products. The disposal of non-biodegradable materials and industrial and agricultural chemicals pose an increasing challenge⁵.

As SIDS progress so do their import-dependent development pathways. As a direct result, the quantities and variety of products that are being imported (ranging from mercury containing thermometers to plastic packaging, from second hand electronic products to motor vehicles, from agricultural chemicals to industrial chemicals) is rapidly increasing. This is leading to the generation of a large variety of different types of hazardous and toxic wastes which SIDS, including those in the Pacific, do not have the installed capacity or required treatment facilities to address alone^[45]. Waste volumes are also increasing due to changing consumption patterns, and the disposal of growing levels of imports of non-biodegradable materials.

b. Pacific environmental problems:

The Pacific is a geographically unique, isolated region with over seven thousand islands covering almost a sixth of the surface of the globe^[1]. Traditionally, Pacific communities lived subsistence lifestyles consuming locally sourced food and other supplies. This self-contained lifestyle resulted in minimal impact on the island environment or public health.

Over time, lifestyles have changed, and Pacific populations now rely increasingly on imported goods and products. In some Pacific countries, 80-90% of food consumed is now imported^[2] triggering the associated changes in waste production and need for infrastructure / management systems. Regionally, the average waste generation rate is 1.3Kg per person, per day^[3]. This generation rate is far higher than the average East Asian and Pacific generation rate, which is 0.56Kg per person / per day^[4]. Poor waste management has been recognised as a major threat to sustainable development in Pacific island countries^[5].

In many Pacific SIDS waste collection services are inadequate, or non-existent, and open burning of accumulated waste is widely practiced at the household level and at open dumpsites. A significant proportion of waste ends up reaching precious water sources, ultimately resulting in increased pollution of the inner coastal marine environment. These practices lead to human health problems, as well as adverse impacts on the marine ecosystems, and other sensitive land areas and watercourses with potential to impact on biodiversity.

SIDS globally are susceptible to natural disasters such as tropical cyclones/hurricanes, and tsunamis. Pacific SIDS are characterized by their small physical scale, geographic isolation, unique biodiversity, exposure, limited resource base, remoteness from global markets and small economies of scale^[6].

There are multiple drivers and pressures affecting SIDS globally and hampering development. These include vulnerability to climate change, local access to potable water, nutrition and food security, energy and transport demand, exploitation of natural resources, local sectoral development, poor management of waste and pollution, including from chemicals, coastal squeeze and loss of ecological resilience^[7].

c. Root causes:

As stated in the approved Program Framework Document (PFD), the root cause of chemicals and wastes problems in SIDS are due to countries being largely import-dependent economies, located remotely from global markets and with outer islands spread across vast distances. This situation is exacerbated by limited available landmass to manage wastes; high economic vulnerability to economic and natural exogenous shocks; lack of critical mass of people, infrastructure and investments; economic migration of qualified individuals (brain drain); and increased susceptibility to natural hazards driven by climate change.

During the project preparatory period these root causes have been further analysed in the Pacific context.

- Import-dependent economies: Total trade in goods (imports and exports), between Asian and Pacific countries increased from \$1.6billion in 2000 to over \$14 billion in 2012^[8]. Growth in imports increased most dramatically. With the exception of Pacific countries exporting primary commodities, the value of most Pacific country exports, are less than 10% of their imports^[9]. Since 2005, Pacific exports (of high-quality products such as coffee, vanilla, and bottled water) have increased slowly^[10].

- Remotely located from global markets: Pacific growth has been considerably slower than its Asian neighbours, with geographical isolation (and associated high transaction costs) and small market size cited as long run structural constraints.

- Limited available landmass to manage wastes: Available landmass in Pacific countries varies greatly. Nauru has a total land area of only 21Km², to PNG with 452,860Km²^[11]. The Cook Islands, Kiribati, Marshall Islands, Nauru, Palau, Tonga and Tuvalu are the most land constrained Pacific countries, each with less than 1,000Km² of available landmass.

- Lack of critical mass of people, infrastructure and investments: Population size varies in the Pacific from <1,000 permanent residents in Niue to 7 million in Papua New Guinea (PNG). Investment in waste management infrastructure is low with few Pacific countries having sanitary landfills. Open dumping and burning is common.
- Economic migration of qualified individuals: Pacific countries have strong links to Australia and New Zealand with many Pacific communities residing in these countries. Remittances to Pacific countries from family members residing abroad are an important contributor to the household budget. In Samoa for example remittances equated to 23.5% of GDP in 2013^[12]. From the Cook Islands for example, the population of Cook Islanders living outside the Cooks is 160% of that living within^[13]. From Samoa, 70% of the population lives abroad; and 68% of the Tongan population^[14]. This migration of educated individuals results in fewer educated individuals pursuing economic activity, such as establishing businesses, in Pacific countries. It also results in a very small pool of qualified professionals to fill roles in key services such as waste management.
- Susceptibility to natural hazards driven by climate change: Environmental risks are considered a structural constraint to growth in the Pacific region. Cyclones, earthquakes, tsunamis and floods often lead to loss of life, as well as damaging infrastructure. Disaster recovery diverts public funds from planned public investments into emergency response^[15].

d. Global barriers:

The following barriers to improved chemicals and waste management faced by SIDS globally are outlined below:

- Limited adequate landfills and poor solid waste management systems: Many SIDS lack engineered landfills and, in these instances, rely on "dumps" where uncontrolled burning, resulting in releases of unintentionally produced Persistent Organic Pollutants (POPs), is common. In atolls particularly, space available for landfills is extremely limited. This is often due to lack of financial resources for the fuel to run waste collection vehicles, and is exacerbated by limited accessibility to more remote settlements.
- Limited recycling opportunities in SIDS: Due to small population sizes, geographical isolation and associated high shipping costs, economies of scale cannot be reached. Segregation of waste streams is still uncommon, meaning that a high percentage of potentially recyclable waste (e.g. compostable material, plastics, paper, glass, etc.) is dumped, or ends up in a landfill. Limited human capacity and lack of incentives to encourage recycling, including the absence of legal and regulatory provisions for recycling, economic instruments for citizens and businesses or voluntary agreements with the private sector, are additional constraints to recycling.
- Lack of awareness: of the broader community of the need to manage wastes, in order to prevent adverse health and environmental impacts. SIDS populations are often unaware of the potentially hazardous nature of many consumer products, and what "proper" disposal constitutes. There is very little public information available in SIDS aimed at educating communities on improved waste management practices.
- Additional burden of waste generated by the tourism industry: For many SIDS, tourism is an important contributor to national employment and overall GDP. However, the waste generated by both land-based and sea-based tourism places a significant burden on SIDS' waste management infrastructure.
- Additional burden of waste generated by natural disasters: these include disasters such as cyclones, hurricanes, tsunamis, volcanoes and earthquakes. These events add additional waste burden to already fragile waste management infrastructure. In a matter of seconds, a disaster can generate the equivalent of decades of waste^[16]. Recovery from disasters also diverts public funds from planned investments to emergency response.
- Climate Change and rising sea levels: In low lying atoll SIDS climate change is considered one of the greatest threats to the livelihoods, security and wellbeing of their people. Areas of the Cook Islands, Federated States of Micronesia, Maldives, Kiribati, Marshall Islands, Tonga, and Tuvalu are only a few metres above present sea level and may face serious threat of permanent inundation from sea-level rise. SIDS lack the resources to adequately address vulnerability to climate change. This presents a significant barrier to the sound management of chemicals and wastes as landfills and dumpsites also risk inundation. In addition, poor waste management leads to greenhouse gas emissions, with between 8-10% of annual greenhouse gas emissions in SIDS attributed to poor waste management^[17].

e. Pacific barriers:

The following barriers to improved chemicals and waste management faced by Pacific SIDS specifically are outlined below:

- Incomplete/piecemeal environmental legislation and limited capacity to enforce and monitor imports of chemicals contained in products: Most Pacific countries lack comprehensive regulatory frameworks and standards to adequately curb and control the influx of products that are challenging to dispose of when they become wastes. As well as improved regulations, capacity is lacking to effectively implement and enforce these policy and regulatory frameworks effectively. Additionally, robust mechanisms for coordination between regulatory agencies for monitoring and enforcement are lacking, or weak.
- Lack of technical capacity and infrastructure to manage, safely store and dispose of hazardous substances: Generally, the only environmentally sound disposal option for hazardous substances available for Pacific countries is export, which is expensive and often unfeasible. Neither strategies to minimize the import of products that cannot be treated with the local constraints, nor best practices and technologies for Pacific SIDS settings to improve the systems, capacity and physical infrastructure to properly manage wastes exist. Improved disposal of hazardous waste, including chemical, medical and electronic waste as well as lead-acid batteries, asbestos and used oil is critical for Pacific SIDS^[18].

The aforementioned root causes, and barriers, together with the resulting problems are analysed diagrammatically in the following problem tree.

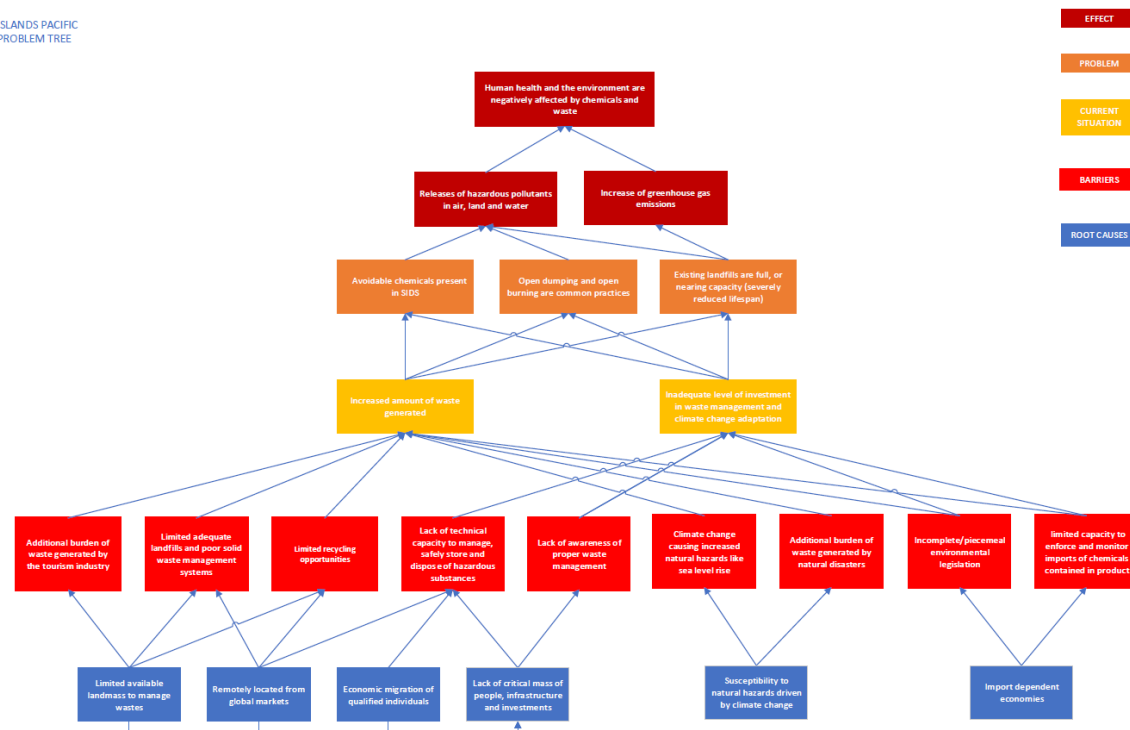


Figure 1: Pacific Child Project, Problem tree

2) Baseline scenario and any associated baseline projects

a. Global baseline scenario:

SIDS are a distinct group of 38 countries across the: Atlantic Caribbean, Indian Ocean, Pacific, and South China Sea. Globally, development in SIDS is guided by the 2014 SIDS Accelerated Modalities of Action (SAMOA) Pathway, which recognizes the adverse impacts of climate change and sea-level rise on SIDS' efforts to achieve sustainable development as well as to their survival and viability, and addresses economic development, food security, disaster risk reduction and ocean management, and chemicals and wastes management. The SAMOA Pathway is being implemented over the 2014-2024 timeframe. On chemicals and wastes management, the SAMOA Pathway recognises the need to reduce, reuse, recycle, recover and return approaches according to national capacities and priorities *inter alia* through capacity-building and environmentally appropriate technologies[19]. A SIDS Partnership Framework was also established, designed to monitor progress of existing partnerships and stimulate the launch of new, genuine and durable partnerships for the sustainable development of SIDS[20].

In March 2019, several resolutions were agreed at the fourth meeting of the UN Environment Assembly (UNEA) further committing governments to act to improve the management of chemicals and wastes, in line with the SAMOA pathway. These include the resolutions related to marine plastics and marine litter; sustainable consumption and production, including green procurement; addressing single use plastic pollution; the environmentally sound management of chemicals and wastes; and, sound management of chemicals and wastes[21].

Since the PFD was submitted in April 2019, a midterm review of the SAMOA Pathway has been completed. On 27 September 2019, a high-level meeting convened at UN Headquarters in New York and reviewed midterm progress in addressing the SIDS' priorities through the implementation of the SAMOA Pathway[22]. The political declaration from the meeting calls upon relevant institutions, funds and facilities to review their financing instruments to maximize accessibility, effectiveness, transparency, quality and impact. It also underscored the need to foster enabling environments to attract foreign direct investment and strengthen capacity of SIDS to effectively participate in the multilateral trading system[23].

A midterm review of progress the SIDS Partnership Framework was also undertaken[24] addressing the impact of partnerships on beneficiaries and sustainable development of SIDS, as well as challenges and lessons learned. The report concluded further attention is needed to address: the multi dimensions of poverty; inclusion of marginalized groups; issues of market development; issues related to health and noncommunicable diseases; gender considerations, particularly in regard to income inequality; and, addressing sustainable consumption and production holistically in the context of small island environments.

b. Pacific regional baseline scenario:

Regional efforts to improve chemicals and wastes management in the Pacific are guided by the *Cleaner Pacific 2025: Pacific Regional Pollution and Waste Management Strategy (CP2025)*. In addition to the CP2025, the Convention to Ban the Importation into Forum Island Countries of Hazardous and Radioactive Wastes and to Control the Transboundary Movement and Management of Hazardous Wastes within the South Pacific Region (the Waigani Convention), is key to both controlling movement and managing hazardous wastes in the region.

The following paragraphs assess the status of implementation of the CP2025 and the Waigani Convention.

i. **CP2025:**

The CP2025 centers on four strategic goals: prevention of generation of wastes and pollution; recovery of resources from wastes and pollutants; improved management of residuals; and improved monitoring of the receiving environment.

As 2020 represents the midterm of the Cleaner Pacific 2025, a midterm review was undertaken as part of the project preparatory phase for this submission. The review was designed to inform the Secretariat of the Pacific Regional Environment Programme (SPREP), in prioritizing activities to improve waste management / pollution control and to provide an accurate, up to date baseline for the project. The review included:

- Desktop review of: regional strategies and plans; national legislation, policies, strategies, plans and websites; technical, project, meeting and workshop reports; and, international frameworks relevant to waste management and pollution control.
- Assessment of CP2025 implementation progress at regional and national levels and, assessment of progress towards the Sustainable Development Goals (SDGs) (further details below).
- Distribution of the regional assessments to SPREP, UNEP and Japan International Cooperation Agency (JICA) and, distribution of the national assessments to Pacific Island countries and territories for review, validation and/or input of additional information.
- Skype meetings with government officials from Pacific island countries and territories to support data collection and validation.
- Identification of implementation successes, challenges, gaps and opportunities and, strategic recommendations to enhance the delivery and regional relevance of CP2025 and, to inform a revised Implementation Plan for 2021–2025.

All consultation was conducted remotely due to the mid-term review being completed during the COVID-19 pandemic.

According to the review, the Cleaner Pacific 2025 performance indicator assessment showed some progress was made towards achieving all four strategic goals in CP2025, however, considerable work remains to be done given only 6 of 20 performance indicators exceeded or met their 2020 targets.

The review concluded that Pacific countries that lack a national solid waste management strategy or plan aligned with CP2025, typically made limited progress with CP2025 implementation. While these countries may have pursued some relevant activities, these were not necessarily linked to the strategic actions/activities of CP2025, and hence, they were difficult to identify and evaluate. The review also identified another implementation barrier as the absence of a national steering/coordinating committee for waste control and pollution management, to provide effective oversight, planning and monitoring of activities.

As well as lack of strategic oversight in the form of national strategies and committees, another key barrier identified was limited national resources to fund waste and hazardous waste management activities. Resourcing shortfalls for some countries were partly addressed through the technical support provided by SPREP and JICA/J-PRISM, and through financial support from donors such as the European Union, Australia, New Zealand, Japan and France. Without support from key regional partners SPREP and JICA/J-PRISM, countries typically lagged in implementation.

According to the review, effective monitoring and reporting was poor from 2016-2019. The review notes that regionally, SPREP staff were juggling country assistance requests and project-related activities (including project-specific monitoring and reporting), and CP2025 monitoring and reporting was not prioritized. Without regional guidance from SPREP, there was no routine CP2025 monitoring and reporting at a national level of progress, or aggregation of this information regionally. In the absence of a formal monitoring and reporting mechanism for CP2025, neither SPREP nor the countries and territories were really held accountable for implementation from 2016-2019. The lack of a monitoring and oversight resulted in significant data gaps at the time of the CP2025 mid-term review.

ii. **Waigani Convention:**

The Waigani Convention is modelled on the Basel Convention and constitutes the Pacific Regional implementation of the international hazardous waste control regime. The key difference between the provisions of the Waigani Convention and the Basel Convention is that:

- Waigani also covers radioactive wastes.
- Its territorial coverage includes each Party's Exclusive Economic Zone (200 nautical miles) (rather than extending only to outer boundary of each Party's territorial sea (12 nautical miles) as under Basel).

The objective of the Convention is to reduce and eliminate transboundary movements of hazardous and radioactive waste, to minimize the production of hazardous and toxic wastes in the Pacific Region and to ensure that disposal of wastes in the Convention area is completed in an environmentally sound manner.

Article 4 (4) (e) of the Waigani convention, requires all parties to have in place national hazardous waste management strategies that are aligned to a SPREP regional strategy (CP2025). Currently no Pacific countries has a specific national hazardous waste management strategy in place, but several countries cover hazardous waste management in their National Solid Waste Management Strategy.

iii. **Status of ratification of relevant conventions**

The following table presents the status of ratifications of Pacific countries to chemicals and waste conventions:

Table 1: Status of Pacific ratification

Target Country	Basel	Waigani	Rotterdam[25]	Stockholm	Minamata[26]
Cook Islands	2004	2000	2004	2004	
Fiji		1996		2001	-
FSM		1996			-
Kiribati	2000	2001	2003	2004	2017
Marshall Islands				2003	2019
Nauru		1995		2002	
Niue		2003			
Palau	2011	1995		2011	2017
PNG	1995	1995		2003	
Samoa	2002	2001	2002	2002	2015
Solomon Islands		1998		2004	
Tonga	2010	2003		2009	
Tuvalu	2020	2001	2020	2004	2019
Vanuatu	2018		2018	2005	2018

iv. Summary of Pacific baseline

The extensive review and baselining of national situations and regional activities undertaken during the project preparatory phase highlights the need for further strategic and coordinated work on several aspects of chemical and waste management in the Pacific. The key findings of the baseline review included that:

- **Regional coordinated approach required for chemicals and waste management:** Although the Pacific Region has an agreed regional guidance document in the form of the Cleaner Pacific 2025 to guide activities on chemicals and waste management it is not being used to its full potential. That is in the first five years of implementation, the Cleaner Pacific 2025, was not used strategically, as a tool to inform, guide and measure activities undertaken by SPREP and in the region. The result is incremental progress, and lost opportunities for ongoing monitoring and communication on progress.
- **Regional assistance required for legacy issues:** Regional and national consultations indicated that Pacific countries are dealing with numerous legacy issues that cannot be dealt with by governments alone. These include: obsolete pesticides (DDT) and PCB contaminated transformer oil in PNG; end of life vehicles; and stockpiles of used oil. External assistance is needed to address these legacy issues, and to put in place sustainable financing mechanisms to prevent future legacy stockpiles of used oil and vehicles.
- **Regional assistance required to open up access to recycling markets:** Current import and disposal practices are unsustainable and posing a threat to the global environment, through inadequate disposal facilities (dumpsites close to the sea) and open burning, causing the generation of uPOPs. Pacific countries require assistance to address waste streams such as recyclable plastics, bulky wastes, and e-waste, and develop systems to introduce circularity and prevent build-up of hazardous substances.
- **Regional assistance required to improve healthcare waste management:** A recent EU funded project funded healthcare waste incinerators across the region. Current EU funded regional project is assessing these incinerators and has reported many are not functioning, as well as challenges with servicing. A regional, multi-donor approach is therefore proposed to provide long-term, systematic support to PICs to manage healthcare waste, and prevent additional dioxin and furan release, particularly in the context of a global pandemic.
- **Pacific countries lack hazardous waste management strategies:** Although most Pacific countries have in place national solid waste management strategies, no Pacific country has in place a hazardous waste management strategy, despite this being a requirement of the Waigani Convention.
- **All Pacific countries require legislative support:** A thorough review of the state of chemicals and waste legislation in each Pacific country was undertaken through co-financing activities being undertaken by PWP. The review showed that each Pacific country has varying degrees of legislation required to manage chemicals and waste. The review provides clear guidance on the legislative improvements and upgrades recommended for each country to bring countries up to a level of regional equivalence. Whilst it is that clear one individual project cannot assist with the full suite of improvements required in each country, this report provides an important benchmarking tool, and clearly elaborates the supporting legislation required to facilitate specific activities.

v. National baseline detail of Pacific countries:

As discussed in the previous section, Pacific countries share a common development trajectory as other SIDS, as import dependent economies. Each of the fourteen countries sits at differing spots on that trajectory, and face differing challenges and national priorities.

During the project preparatory phase, a comprehensive national review was undertaken to assess each Pacific Country's progress on chemicals and waste management, and key priorities. The national tables aim to provide a snapshot of basic country data, waste statistics, progress towards achieving the Cleaner Pacific 2025 goals, legislative environment, and other relevant activities currently being undertaken in each project country.

Table 2a: Cook Islands

Cook Islands		
Country Data (2018) Population: 17,000 Geography: 15 scattered islands (atolls and volcanic islands) GDP: \$0.3B USD	Waste Statistics (2010 estimations) Waste generation: 25,121 kg/day Waste generation rate: 1.2 kg/person/day Plastic waste generation: 3,002 kg/day Mismanaged plastic waste: 1,139 kg/day	
Waste management overview: Capacity for waste management in Cook Islands is advanced compared to other Pacific nations ^[27] . Whilst solid waste infrastructure and service delivery is somewhat developed, the large volumes of waste per capita, in part due to the tourism sector poses challenges ^[28] . For example, the existing landfill site on Rarotonga is predicted to reach capacity by 2020 (when commissioned it was intended to service the island until 2040). Continued landfilling in the Cook Islands is not feasible due to limited availability of suitable land. Recycling services, including for plastics, are in place in Rarotonga with recyclable materials exported to New Zealand ^[29] . Cook Islands' Solid Waste Management Policy 2016-2026 outlines an overarching vision of transitioning to a zero-waste economy, achieved largely through minimizing waste generation ^[30] .		
Mid-term review of progress against CP2025 targets		
<ul style="list-style-type: none">• Cook Islands' overall CP2025 progress is rated as 'fair':• National legislation, policies, strategies, plans for waste, chemicals and pollution (WCP): Solid Waste Management Policy 2016-2026 remains current; Sanitation (Wastewater Management) Policy 2016 endorsed by Cabinet; NATPLAN (National Marine Spill Contingency Plan) updated; and a new Single-use Plastic Ban Policy 2018-2023 prepared and endorsed.• Twenty CP2025 performance indicators: with reference to 2014 baseline information, 2 indicators have improved (asbestos removed, water quality monitoring operational), 7 indicators remain unchanged/stable, progress for 8 is undetermined due to data being available for 1 year only, and 4 indicators have no data for assessing progress.• Implementation Plan 2016-2019, fifteen Strategic actions: good progress achieved for 3 (development of WCP policies, strategies, plans; water quality monitoring; Cleaner Pacific Roundtable participation); limited progress achieved for 5; and no progress for 6 strategic actions. Based on the progress assessment results, five activity areas that require further work are:		
<ul style="list-style-type: none">• Development of public-private partnerships, especially for container deposit, Extended Producer Responsibility (EPR) and recycling programmes.• Implementation of WCP prevention and reduction programmes.• Management of hazardous waste, including development of inventories.• Expansion of monitoring and reporting, especially for WCP management activities.• Improvement of WCP management infrastructure, working towards sustainable operation and maintenance.		
National priorities articulated		
National Solid Waste Management strategy ^[31] Date: 2013-2016	Priorities:	Minimize the volume of solid waste to landfill by using the "Waste Hierarchy" (Refuse, Reduce, Reuse, Recycle); develop clear and robust institutional and legislative framework; develop appropriate infrastructure including separation and storage facilities; make solid waste management self-sustaining and capitalise on potential economic opportunities; create a culture of responsible solid waste management where waste management is everyone's responsibility and develop a strong

		... to emergency response, and develop a strong monitoring and evaluation system.
NIP Update: Date: April 2020	Priorities:	Appropriate legal and institutional frameworks to manage POPs. Improve data collection and management of POPs. Develop national human capacity for POPs management. Raise stakeholder awareness levels for POPs management.
Minamata Initial Assessment: Date: In progress	Priorities:	No specific priorities available – project in progress (GEF ID 9187).
Legislative snapshot [32]		
<p>Legislation assessment summary: The Cook Islands is in the midst of a significant reform of its laws governing waste with the development of a new Solid and Hazardous Wastes (SHW) Bill 2020. This new legislation is expected to include an Advance Disposal Fee to support extended producer/importer responsibility for items that otherwise give rise to wastes, and also to implement the Cook Islands' policy commitments to ban single-use plastics and phase-out their domestic use. (In January 2018, the Government of Cook Islands proposed a ban on the importation of polystyrene food containers. The Single use Polystyrene Ban Policy 2017-2018 was endorsed by Cabinet, but is yet to be legislated).</p>		
<p>Recommended legislative actions:</p> <ul style="list-style-type: none"> Legislative arrangements applying specifically to the segregation and storage of hazardous wastes, such as e-wastes. Training in investigative techniques, evidence-gathering, alternative dispute resolution methods and methods for ensuring compliance to support effective enforcement of legislative requirements. Legislative arrangements for review, audit and reporting against waste management targets as the new legislation is implemented, including reporting on compliance and enforcement outcomes. Legislative support and administrative arrangements to strengthen community consultation protocols, e.g. workshops and awareness-building activities to promote behavioural change and to allow community-based dispute resolution in waste management. These initiatives have particular relevance for rural areas and outer islands. 		
Ongoing chemicals and wastes activities		
PWP:	Other	
Establishing Sustainable Financing - Advanced Disposal Fee	-	

Table 2b: Fiji

Fiji	
Country Data: Population: 890,000 Geography: Two main volcanic islands and 322 smaller islands GDP: \$5.3B USD	Waste Statistics (2010 estimations) Waste generation: 1,881,905 kg/day Waste generation rate: 2.1 kg/person/day Plastic waste generation: 168,430 kg/day Mismanaged plastic waste: 134,951 kg/day

Waste management overview: Fiji, as an upper-middle-income economy, has comparatively higher waste management capacity relative to other Pacific island nations. Solid waste management is aided by a strong tourism economy and a functioning user-pays system ^[33] . Fiji's population is concentrated on two main islands where there is adequate land and logistical infrastructure for solid waste management. A large population and higher consumerism are drivers for increased waste generation. Some plastics are recycled in Fiji, though there is no information on how effective recycling schemes are ^[34] .		
Mid-term review of progress against CP2025 targets		
<ul style="list-style-type: none"> Based on available data/information, Fiji's overall CP2025 progress is rated as 'fair': <i>National legislation, policies, strategies, plans for waste, chemicals and pollution (WCP)</i>: new law passed banning the manufacture, sale, supply and distribution of thin plastic bags; Solid Waste Management Master Plan 2018–2027 published by Suva City Council. <i>Twenty CP2025 performance indicators</i>: with reference to 2014 baseline information, 1 indicator has improved (asbestos removed); 5 indicators remain unchanged/stable, progress is undetermined for 10 indicators due to data being available for 1 year only, and 4 indicators have no data for assessing progress (Table 2). Note, 3 of the unchanged/stable indicators actually reflect positive progress, given their good 2014 baselines. <i>Implementation Plan 2016-2019, fifteen strategic actions</i>: good progress achieved for 2 (resource recovery, Clean Pacific Roundtable participation), limited progress achieved for 6, and no progress for 6 strategic actions. <p>Based on the progress assessment results, five activity areas that require further work are:</p> <ul style="list-style-type: none"> Finalisation of a national WCP strategy and action plan that is aligned with CP2025, and includes a monitoring and reporting framework. Development of public-private partnerships, especially for container deposit and EPR programmes. Implementation of WCP prevention and reduction programmes. Management of hazardous waste, including development of inventories. Development and implementation of routine monitoring and reporting, especially for WCP management activities and the receiving environment. 		
National priorities articulated		
National Solid Waste Management strategy Date: 2018-2028	Priorities:	Not available.
NIP Update: Date: March 2020	Priorities:	Includes uPOPs management, reduction, and community education and awareness.
Minamata Initial Assessment: Date: N/A	Priorities:	Fiji is not a Party to the Convention.
Legislative snapshot		
Fiji does not have dedicated waste management legislation. Rather, at present, the Environment Management Act 2005 (and supporting regulations) is one of the main legislative instruments for waste management in Fiji. Other pieces of relevant legislation include public health legislation and local government by-laws. In this sense, the principal legislative model adopted for waste management in Fiji is the environmental/developmental control model, although there is also provision for the adoption of regulations governing specific waste streams (e.g. Environment Management (Waste Disposal and Recycling) Regulations).		
Recommended improvements ^[35] :		

<ul style="list-style-type: none"> · Expertise to assist in drafting of consolidated waste management legislation, drawing on models across the region and best practice legislative approaches. · Training or other resources to support improved inter-agency coordination on waste management, particularly between the Department of Environment (DoE) and the Ministry of Health, including potential integration of DoE staff and health inspector functions. · Support for the implementation and enforcement of waste minimisation measures, such as the recently enacted prohibition on plastic bags, and expansion to other single-use plastic items, together with economic instruments such as advance disposal fees/levies to support waste management and disposal (the previous legislated levy on plastic bags might provide a model in this regard). · Adoption of updated measures under the public health legislation providing for specific regulation of healthcare wastes, including segregation of wastes, safe handling, storage and disposal. 	
Ongoing chemicals and wastes activities	
PWP	Other activities
Yet to be determined	<p>Agreement in progress with World Bank for incinerator replacement for healthcare waste in Suva.</p> <p>IUCN – Plastics Free Islands Project.</p>

Table 2c: Federated States of Micronesia

Federated States of Micronesia (FSM)	
Country Data (2018)	Waste Statistics (2010 estimations)
Population: 102,000	Waste generation: 122,367 kg/day
Geography: 607 islands (some large islands and many atolls)	Waste generation rate: 0.79 kg/person/day
GDP: \$0.4B USD	Plastic waste generation: 15,847 kg/day
	Mismanaged plastic waste: 13,135 kg/day
<p>Waste management overview: Solid waste management in the Federated States of Micronesia (FSM) is facilitated by development funding from the United States through the Compact of Free Association. FSM also has less land restrictions than their Pacific counterparts^[36]. There are however significant disparities between major urban centres and other areas^[37]. Various recycling initiatives in place in FSM. Container deposit schemes are in place in most major urban centres, with recyclables exported to Asia^[38]. Outside of the container deposit schemes, some areas also run wider recycling initiatives that cover plastics^[39].</p>	
Mid-term review of progress against CP2025 targets	
<ul style="list-style-type: none"> · FSM's overall CP2025 progress is rated as 'good': · <i>National legislation, policies, strategies and plans for waste, chemicals and pollution (WCP):</i> Solid Waste Management Strategies aligned with CP2025 have been developed and endorsed for Chuuk, Kosrae, Pohnpei and Yap, to support the National Solid waste Management Strategy; and new laws banning single-use plastics have been enacted at a national level and also for Chuuk and Kosrae (Tables 1a, 1b). · <i>Twenty CP2025 performance indicators:</i> with reference to 2014 baseline information, 5 indicators have improved (increased number of state container deposit programmes, increased national waste collection coverage, asbestos removed, used oil stockpile decreased, water quality monitoring operational); 6 indicators remain unchanged/stable; progress for 7 is undetermined due to data being available for 1 year only; and 2 have no data for assessing progress. Note, 2 of the unchanged/stable indicators actually reflect positive progress, given their good 2014 baselines. 	

Recent positive progress, given their good 2017 outcomes.

· *Implementation Plan 2016-2019, fifteen Strategic actions:* good progress achieved for 5 (WCP data collection and management; development of WCP policies, strategies, plans; water quality monitoring; human capacity development; Cleaner Pacific Roundtable participation); limited progress achieved for 5; and no progress for 4 strategic actions.

Based on the progress assessment results, five activity areas that require further work are:

- Development of public-private partnerships, especially for EPR and recycling programmes.
- Implementation of WCP prevention and reduction programmes.
- Management of hazardous waste, including development of inventories.
- Improvement of WCP management infrastructure, working towards sustainable operation and maintenance.
- Implementation of WCP education and behavioural-change programmes.

National priorities articulated

National Solid Waste Management strategy Chuuk: 2019-2028 Kosrae: 2018-2027 Kosrae: 2018-2027 Yap:	Priorities:	Chuuk: CDL, proper management of landfill sites, enhancement of human capacities. (Waste oil is not addressed) Kosrae: Improvement of the waste collection system, enhanced CDL, landfill waste management, management of used oil. Pohnpei: Yap: improved CDL, waste oil management, and waste collection
NIP Update: Date: in progress	Priorities:	Not yet available. Impacted by travel restrictions due to COVID-19. (GEF ID 9634)
Minamata Initial Assessment: Date: in progress	Priorities:	FSM is not yet a Party to the Minamata Convention, but is completing an MIA (GEF ID 9932).

Legislative snapshot

Legislation assessment summary: In FSM waste management, including solid waste collection and disposal, is the responsibility of each of the four states, with the national government overseeing waste matters relevant to international conventions. The development and implementation of legislation on waste management in each of the states is guided by state solid waste management strategies, which are combined in a national mandate. Greatest needs arising in respect of support for drafting, implementation, compliance and enforcement of laws.

Recommended legislative actions to improve legislative effectiveness:

- Expertise to support negotiations of a formal agreement (or 'memorandum of understanding'), between national and all state governments, for cooperation on environmental matters that addresses waste management and waste laws in particular, e.g. inter-island transport of waste for recovery or export, issues of coordination of state-based waste-related laws with national implications such as container deposit schemes and prohibitions on plastics.
- Training and equipment for EPA staff and/or government staff responsible for sanitation monitoring, compliance and demonstrating non-compliance with laws for environmental protection that relate to solid waste and wastewater management.
- Support for the implementation of existing CDL schemes, including proper handling and processing by operators of waste returned for refund of deposit, and review and possible reforms to financial administration to ensure proper and efficient recovery of costs on collection, processing, storing and, where relevant, exporting waste from levied products.

Organising chemicals and wastes activities

Ongoing chemicals and wastes activities	
PWP:	Other
Construction of Recyclable processing facility in Chuuk	Special Programme (2019-2022): develop a national chemicals profile and a National Chemicals Management Policy and Action Plan; strengthen national and state legislative frameworks to provide comprehensive coverage of all chemicals and hazardous waste management matters; establish a centralised national database to hold chemicals and waste data leading to improve reporting to the Conventions; and strengthen national capacity to effectively implement and enforce the Conventions, and to undertake environmentally sound management of chemicals.

Table 2d: Kiribati

Kiribati	
Country Data (2018) Population: 115,000 Geography: 32 atolls and one island GDP: \$0.2B USD	Waste Statistics (2010 estimations) Waste generation: 74,645 kg/day Waste generation rate: 0.37 kg/person/day Plastic waste generation: 9,666 kg/day Mismanaged plastic waste: 8,341 kg/day
Waste management overview: The existing legislation of Kiribati for waste governance was assessed as performing at a medium to high level. The Government of Kiribati made a commitment to ban the importation of plastic products ^[40] . This commitment has been effective through the Customs Act 2019 and the banning of certain plastic products was effective on 1 st October 2020. The Government of Kiribati has formed a plastics ban committee ^[41] . The initial focus of this committee is to investigate banning single-use plastic shopping bags, disposable plastic nappies and ice-block bags with this to expand to other waste items at a later stage	
Mid-term review of progress against CP2025 targets	
Based on available data/information, Kiribati's overall CP2025 progress is rated as 'limited': <ul style="list-style-type: none"> <i>National legislation, policies, strategies, plans for waste, chemicals and pollution (WCP):</i> National Implementation Plan submitted to the Stockholm Convention Secretariat. <i>Twenty CP2025 performance indicators:</i> with reference to 2014 baseline information, 1 indicator has improved (asbestos removed); 6 indicators remain unchanged/stable, progress is undetermined for 12 indicators. <i>Implementation Plan 2016-2019, fifteen strategic actions:</i> good progress achieved for 1, limited progress achieved for 5, and no progress for 8 strategic actions. Based on the progress assessment results, five activity areas that require further work are: <ul style="list-style-type: none"> Finalisation of an integrated national WCP strategy and action plan that is aligned with CP2025, and includes a reporting framework. Implementation of WCP prevention and reduction programmes. Management of hazardous waste, including development of inventories. Development and implementation of routine monitoring and reporting, especially for WCP management activities and the receiving environment. Improvement of WCP management infrastructure, working towards sustainable operation and maintenance. 	

e.		
National priorities articulated		
Kiribati Waste Management and Resource Recovery Strategy 2020-2030 (endorsed by Cabinet on 20/10/2020)	Priorities:	Plastic waste; bulky waste healthcare waste; asbestos; used oil; e-waste; recyclable waste; disaster waste; organic waste; wastewater; laboratory chemical waste; used tyres.
NIP Update: Date: May 2019	Priorities:	Include: waste management and hazardous substances management; as well as composting, used oil, renewable energy, recycling including e-waste, laboratory chemicals, hazardous waste, incineration.
MIA: Date: Under preparation.	Priorities:	Working under the regional project (GEF ID 9187), priorities not yet available.
Legislative snapshot		
Kiribati has adopted a range of laws to regulate waste management in the country. The Environment Act (amended in 2007) and supporting regulations are key pieces of legislation in this regard. This legislation principally adopts an environmental/development control model for waste management.		
Recommended improvements: Key actions recommended for Kiribati to increase its national legislative and institutional capacity to manage wastes and improve related socio-environmental outcomes include the following (which may also form part of present efforts to review the Environment Act):		
<ul style="list-style-type: none"> · Expertise to assist in the drafting of consolidated waste management legislation, drawing on models across the region and best practice legislative approaches. · Review of the roles and responsibilities for administration of waste-related laws to reduce overlaps, including consideration of the need for a lead agency/dedicated waste management authority role. · Review of enforcement options to broaden the range of available measures, together with an evaluation of penalty levels under relevant laws to determine their appropriateness and to better incentivise compliance. These initiatives might be implemented in conjunction with reforms to augment enforcement capacity e.g. through delegations to police or local councils, and appointment of an environmental prosecutions officer within the Environment and Conservation Department (ECD). · Introduction at the customs point of restrictions on products that give rise to e-wastes (perhaps modelled on the recent plastic shopping bags ban but with involvement of ECD to contribute necessary technical expertise), together with levies, such as an advance disposal fee, in order to promote opportunities and provide funds for recycling and recovery operations. 		
Ongoing chemicals and wastes activities		
Special Programme (2018-2022)	PWP	Other activities:
The project is focused on: strengthening the legal and non-regulatory framework and enforcement; practical training and participation; and establishing updated centralized information sharing on chemicals and waste (chemical import, use, waste generation, and export)	Asbestos removal at Banaba Island	New Zealand is funding a solid waste management project (2017-2020) in Kiribati ^[42] . The Phase II project builds on the initial infrastructure investment in phase I and focuses on increasing financial sustainability and strengthening the enabling environment. The project is also addressing the issue of end-of-life vehicles.

Table 2e: Marshall Islands

Marshall Islands		
Country Data (2018) Population: 56,000 Geography: 24 atolls and 1,156 small islands (mostly uninhabited) GDP: \$0.2B USD		Waste Statistics (2010 estimations) Waste generation: 69,703 kg/day Waste generation rate: 1.2 kg/person/day Plastic waste generation: 11,118 kg/day Mismanaged plastic waste: 8,732 kg/day
Waste management overview: The Republic of the Marshall Islands (RMI) has struggled to effectively manage solid waste despite considerable external support from the United States through the Compact of Free Association and other development partners ^[43] . This is largely due to the islands being low-lying atolls with limited available land. The existing landfill is full but continues to be used, with stored waste often entering the marine environment ^[44] . Whilst various technologically feasible solutions have been identified, these proposals are not financially feasible for solid waste management authorities ^[45] . Majuro, the capital of the Marshall Islands, is reported to have the highest per capita waste generation in the Pacific ^[46] . Recycling for plastics does not currently exist ^[47] .		
Mid-term review of progress against CP2025 targets		
<ul style="list-style-type: none"> Based on available data/information, RMI's overall CP2025 progress is rated as 'fair': <i>National legislation, policies, strategies, plans for waste, chemicals and pollution (WCP):</i> Solid Waste Management Plan aligned with CP2025 endorsed for Kwajalein Atoll, and a new law enacted establishing a container deposit system and banning single-use plastics (Styrofoam cups and plates, disposable plastic cups and plates, and plastic shopping bags). <i>Twenty CP2025 performance indicators:</i> with reference to 2014 baseline information, 4 indicators have improved (container deposit programme and user-pays waste collection system operational, urban waste collection coverage increased, asbestos removed); 2 have deteriorated (per capita generation of municipal solid waste (MSW) increased, and the used oil stockpile increased); 3 remain unchanged/stable; progress is undetermined for 7 indicators due to data being available for 1 year only; and 4 indicators have no data for assessing progress. Note, one of the unchanged/stable indicators actually reflects positive progress, given its good 2014 baseline. <i>Implementation Plan 2016-2019, fifteen strategic actions:</i> good progress achieved for 5 (WCP data collection and management, resource recovery, environmental monitoring and reporting, human capacity development, Clean Pacific Roundtable participation); limited progress achieved for 6; and no progress for 3 strategic actions. 		
Based on the progress assessment results, five activity areas that require further work are:		
<ul style="list-style-type: none"> Finalisation of an integrated national WCP strategy and action plan that is aligned with CP2025, and includes a reporting framework. Development of public-private partnerships, especially for EPR programmes. Implementation of WCP prevention and reduction programmes. Management of hazardous waste, including development of inventories; and Improvement of WCP management infrastructure, working towards sustainable operation and maintenance. 		
National priorities articulated		
Kwajalein Atoll Solid Waste Management Plan ^[48] Date: 2019-2028	Priorities:	Waste reduction and recycling through a container deposit legislation program; improvement of current landfill/disposal site; maintenance of collection service; and financial sustainability within a sound institutional setting.

NIP Update: Date: not yet complete	Priorities:	NIP progress impacted by COVID-19 travel restrictions (GEF ID 5525).
MIA: Date: in progress.	Priorities:	Not a Party to the Minamata Convention, completing an MIA (GEF ID 9992). Progress has been impacted by COVID-19 travel restrictions.
Legislative snapshot		
<p>The Marshall Islands National Environment Protection Act 1984 establishes the National Environmental Protection Authority (EPA) and allows the Authority to make regulations regarding: '(c) pollutants; (d) pesticides; and (e) discharge of hazardous waste'. The scope of the National Environment Protection Act in relation to waste management is extended by a series of regulations dealing with solid wastes (including bulky wastes), sanitation and sewerage relevant to wastewater and organics, pesticides and POPs, as well as regulations covering environmental impact assessment (EIA) and sustainable development. The central legislation governing waste management in RMI is an environmental protection and regulatory control model</p>		
<p>Recommended improvements:</p> <ul style="list-style-type: none"> Expansion of the waste minimisation model in the legislation by adopting a wider range of prohibitions at the customs point, extending beyond plastic waste. These measures might be adopted in combination with enhanced extended producer responsibility models at the customs point, and in regulations under the Environment Protection Act to provide stronger incentives for the return of items such as e-waste and bulky wastes. Strengthening institutional models, administration and operation of waste management, for example in outer islands, with increased funding of waste collection at the local level. These measures might be supported by regulations for mandatory community consultation and participation. Increasing staff capacity and training in key implementation areas, such as inspection, monitoring and enforcement, as well as in conducting community awareness programs. Expansion of strategic planning, review and reporting requirements for the waste management sector, including planning for landfill rehabilitation and/or relocation. 		
Ongoing chemicals and wastes activities		
PWP	Other activities	
Improved management of organic waste fraction.	-	

Table 2f: Nauru

Nauru	
Country Data (2018) Population: 13,000 Geography: Small phosphate rock island GDP: \$0.1B USD HDI: No data (does not report)	Waste Statistics (2010 estimations) Waste generation: 18,347 kg/day Waste generation rate: 1.2 kg/person/day Plastic waste generation: 2,192 kg/day Mismanaged plastic waste: 1,517 kg/day
Waste management overview: Solid waste management in Nauru is challenging due to limited land and budget and limited institutional arrangements. Based on a report by the Asian Development Bank (ADB), Nauru did not have a functional strategic management plan for its solid waste in 2014, but it is unclear what developments have been made since then.	
Mid-term review of progress against CP2025 targets	

Based on available data/information, Nauru's overall CP2025 progress is rated as 'limited':

- *National legislation, policies, strategies, plans for waste, chemicals and pollution (WCP):* National Solid Waste Management Strategy 2017-2026 finalised.

- *Twenty CP2025 performance indicators:* with reference to 2014 baseline information, 3 indicators have improved (composting and user-pays waste collection operational; asbestos removed); 7 remain unchanged/stable; 1 has deteriorated; progress is undetermined for 3 indicators due to data being available for 1 year only; and 6 indicators have no data for assessing progress.

- *Implementation Plan 2016-2019, fifteen strategic actions:* good progress achieved for 1 (Cleaner Pacific Roundtable participation), limited progress achieved for 4, and no progress for 9 strategic actions.

Based on the progress assessment results, the activity areas that require further work are:

- Development of practical and enforceable WCP legislation.
- Development of public-private partnerships, especially for container deposit, EPR and recycling programmes.
- Implementation of WCP prevention and reduction programmes.
- Management of hazardous waste, including development of inventories.
- Development and implementation of routine monitoring and reporting, especially for WCP management activities and the receiving environment.

National priorities articulated

National Solid Waste Management Strategy Date: 2017-2026	Priorities:	Legislation (practical and enforceable regulations for waste management enacted); awareness raising (including integrating waste management into the school curriculum); capacity building (training staff); waste disposal (improved management of dumpsite to reduce pollution, pests and risks); waste reduction, reuse, and recycling; and sustainable financing, through polluter pays).
NIP Update: Date: November 2018	Priorities:	Improved landfill waste management
MIA: NA	Priorities:	Not a Party to the Minamata Convention, no MIA.

Legislative snapshot

Currently, there is no legislation covering environmental management in Nauru^[49]. The *Litter Prohibition Act 1983* is in place but it is unclear to what extent it is being enforced^[50]. However, a draft Environment Management Bill 2020 (possibly to be changed to the Environment Management and Climate Change Bill) is expected to be finalised and submitted to Parliament in 2020. New bills on public health, quarantine restrictions and a proposed container deposit scheme are also planned. Until the draft laws are in place, a number of older existing laws govern waste in specific circumstances.

Recommended improvements: Assuming enactment of the Environment Management Bill 2020, key further actions recommended for Nauru to increase its national legislative and institutional capacity to manage wastes and improve related socio-environmental outcomes are:

- Technical and legal drafting support for the development of regulations dedicated to waste management, including solid and liquid wastes that are hazardous and non-hazardous. This should address the suite of regulatory approaches contemplated under dedicated waste management legislation in other Pacific region countries but be tailored to the specific circumstances of waste management practices in Nauru, where operational functions are primarily conducted by public enterprises and the community. Emphasis should be placed on developing incentives for compliance by public enterprises and for building behavioural change toward waste management.
- Technical and legal drafting support for regulations dedicated to waste management under specific laws such as the Public Enterprises Act, National Disaster Risk Management Act, Hazardous Sites Management

<p>laws such as the Public Enterprises Act, National Disaster Risk Management Act, Derelict Sites Management Act and laws relevant to public health.</p> <ul style="list-style-type: none"> Revenue generating schemes, such as a public fund for waste management, developed through a 'waste' fee charged to non-residents arriving in Nauru, or on any arrangements with international or foreign providers of services and products in Nauru. 	
Ongoing chemicals and wastes activities	
PWP	Other activities
Repackaging and disposal of asbestos waste	<p>Special Programme (2019 – 2020) activities in Nauru budgeted to include: holistic profile of waste through a comprehensive situational analysis; Integrated Chemicals and Waste Management Policy and costed implementation plan; review and update the national legislative framework for chemicals and waste management to reduce overlap, close legislative loopholes, and strengthen national; centralised data management system to enable updated data on chemicals and waste to be collected, stored, reported, and used for better decision-making and policy-making; and strengthening the human technical capacity of relevant institutions through the provision of training to stakeholders involved in the implementation of the Conventions.</p>

Table 2g: Niue

Niue	
Country Data (2018) Population: 1,600 Geography: Single small raised coral atoll GDP: \$0.02B USD	Waste Statistics (2010 estimations) Waste generation: 3,778 kg/day Waste generation rate: 2.1 kg/person/day Plastic waste generation: 451 kg/day Mismanaged plastic waste: 10 kg/day
<p>Waste management overview: Niue benefits from a small population and a strong tourism industry. Sustainable financing remains the key concern, with waste management largely reliant on economic support from New Zealand and, to a lesser degree, Australia ^[51]. There is currently no recycling for plastics in Niue ^[52]. In July 2018, Niue Tourism announced their intentions drive a ban on single-use plastic bags, with the ban being phased in over the following 12 months ^[53]. The ban would prohibit the importation of single-use plastic bags.</p>	
Mid-term review of progress against CP2025 targets	
<ul style="list-style-type: none"> Niue's overall CP2025 progress is rated as 'limited': <i>National legislation, policies, strategies, plans for waste, chemicals and pollution (WCP):</i> NATPLAN (National Marine Spill Contingency Plan) updated; Customs Import Prohibition (Plastic Shopping Bags) Order approved by Cabinet under the authority of the Niue Customs Act 1966. <i>Twenty CP2025 performance indicators:</i> with reference to 2014 baseline information, 1 indicator has improved (asbestos removed), 1 has deteriorated (volumes of used oil stockpiles have increased), 8 remain unchanged/stable, progress is undetermined for 10 indicators due to lack of data. <i>Implementation Plan 2016-2019, fifteen strategic actions:</i> good progress achieved for 1 (Clean Pacific Beach participation), limited progress achieved for 5, and no progress for 9 strategic actions. 	

<p>roundtable participation), limited progress achieved for 3, and no progress for 9 strategic actions.</p> <p>Based on the progress assessment results, the key activity areas that require further work are:</p> <ul style="list-style-type: none"> Development of an integrated national WCP strategy and action plan that is aligned with CP2025, and includes a reporting framework. Development of public-private partnerships, especially for container deposit, EPR and recycling programmes. Management of hazardous waste, including development of inventories. Development and implementation of routine monitoring and reporting, especially for WCP management activities and the receiving environment. Improvement of WCP management infrastructure, working towards sustainable operation and maintenance. 		
National priorities articulated		
<p>National Solid Waste Management strategy</p> <p>Date: Not applicable</p>	Priorities:	Niue does not have a waste management strategy.
<p>NIP Update:</p> <p>Date: In progress</p>	Priorities:	NIP in initial stages, travel restricted due to COVID-19 (GEF ID 10512).
<p>MIA:</p> <p>Date: not yet complete</p>	Priorities:	Progress halted due to COVID-19 travel restrictions (GEF ID 9930).
Legislative snapshot		
<p>Waste management is governed by the <i>Environment Act 2015</i> (and supporting regulations)^[54]. This act does not prescribe specific regulations on managing different waste streams, however grants Cabinet the ability to prescribe levies on waste products. The Environment Act controls activities generating wastes and it incorporates discharge and pollution controls. The central legislation governing waste management in Niue is a combination of an environmental protection and EIA/development control model. In 2018, the Director of Niue's Department of Environment noted that there is a lack of legislation and regulations in place to manage waste. The Director added that the national waste strategy is outdated and there are inadequate systems and processes to manage different recyclable waste streams.^[55]</p>		
<p>Recommended improvements: Key actions recommended for Niue to increase its national legislative and institutional capacity to manage wastes and improve related socio-environmental outcomes are:</p> <ul style="list-style-type: none"> Amendment of the Environment Act 2015 to expand waste minimisation provisions (e.g. expansion of prohibitions at the customs point limiting plastics, and introduction of prohibitions on hazardous wastes, such as asbestos), and any necessary cross-referral to the customs legislation. Amendment of the Environment Act 2015 or adoption of a designated regulation to include specific economic instruments for funding waste collection, treatment and disposal. Such measures could include a container deposit scheme and producer/importer levies to support improved in-country re-use, recycling and recovery of recyclable wastes, e.g. beverage containers, plastics and e-waste. Niue legislation confers powers to impose levies. Introduction of legislative amendments to, or a designated regulation, under the Public Health Act on the management of healthcare wastes, dealing with safe handling, segregation of hazardous wastes and safe disposal, with development of associated protocols. Specialist expertise to assist in expanding the technical standards for waste management in regulations under the Environment Act 2015, including regulations for waste minimisation and recycling. 		
Ongoing chemicals and wastes activities		
PWP	Other activities	
Yet to be confirmed, activities will be informed	Bilateral support on waste management from Australia to Niue	

d by Niue's new National Waste Strategy	establish a recycling center site is located at the end of the Airport Runway. The activity also involved a significant education and awareness campaign. ISLANDS activities will liaise closely with the Australian bilateral support.
---	---

Table 2h: Palau

Palau		
Country Data (2018)		Waste Statistics (2019 estimations)
Population: 18,000		Waste generation: 34,471 kg/day)
Geography: 8 inhabited mountainous islands, 300+ small islands		Waste generation rate: 1.9 kg/person/day
GDP: \$0.3B USD		Plastic waste generation: 4,167 kg/day
		Mismanaged plastic waste: 1,963 kg/day (2010 estimate)
Waste management overview: Palau is branding itself as “Pristine Paradise, Palau”. In 2017, Palau implemented a requirement for tourists to sign an environmental pledge in their passport on entry[56], with littering emphasised as a prohibited activity. Palau’s small population is concentrated in one area, resulting in relatively good infrastructure and access to services. According to the ADB waste collection and segregation is effective and there are appropriate systems in place for the different waste streams [57]. Over 70% of PET are currently exported for recycling [58]. Palau passed the <i>Plastic Bag Use Reduction Act (10-37-2 2017)</i> [59], and the importation of non-biodegradable or -compostable bags was banned in November 2018. From November 2019, retailers were prohibited from providing these bags. This act has also legislated a plastics education program into the school curriculum and a public awareness campaign[60].		
Mid-term review of progress against CP2025 targets		
Based on available data/information, Palau’s overall CP2025 progress is rated as ‘fair’:		
<ul style="list-style-type: none">• <i>National legislation, policies, strategies, plans for waste, chemicals and pollution (WCP):</i> a new National Solid Waste Management Strategy developed and aligned with CP2025, and a Plastic Bag Use Reduction law enacted.• <i>Twenty CP2025 performance indicators:</i> with reference to 2014 baseline information, 3 indicators have improved (EPR programme for used oil, user-pays system for waste collection, and water quality monitoring operational); 4 remain unchanged/stable; progress is undetermined for 14 indicators.• <i>Implementation Plan 2016-2019, fifteen strategic actions:</i> good progress achieved for 5 (WCP data collection and management, resource recovery, water quality monitoring, human capacity development, Cleaner Pacific Round table participation); limited progress achieved for 6; and no progress for 3 strategic actions. Based on the progress assessment results, the following activity areas that require further work are:		
<ul style="list-style-type: none">• Development of public-private partnerships, especially for EPR programmes (e.g. e-waste).• Implementation of WCP prevention and reduction programmes.• Management of hazardous waste, including development of inventories.• Expansion of routine monitoring and reporting, especially for WCP management activities and the receiving environment.• Improvement of WCP management infrastructure, working towards sustainable operation and maintenance.		
National priorities articulated		
National Solid Waste Management strategy	Priorities:	Relevant waste data is generated and waste initiatives are properly documented for better informed decisions; strengthened institutional capacity on waste management based on economic and social benefits; improved stakeholder understanding of the merits (economic, environmental and health) of proper waste management and co-sharing of responsibilities; waste management follows best practice approaches with provisions for co
Date: 2017-2026		

		ntinuous improvement; waste practitioners are provided with training opportunities ; and waste activity outcomes are reported and disseminated to relevant stakeholders.
NIP Update: Date: currently being prepared	Priorities:	Priorities not yet available (GEF ID 5525).
Minamata Initial Assessment: Date: In progress	Priorities:	Delayed due to restrictions on travel due to COVID-19 (GEF ID 9187)
Legislative snapshot		
<p>Similar to the U.S. legal system, Palau has a National Code that is arranged by Title and Chapters. Three Titles of the Palau National Code have relevance to waste management: Title 24 Environmental Protection; Title 11 Business and Business Regulation; and Title 34 Public Health, Safety and Welfare. The national regulatory body is the Environmental Quality Protection Board (EQPB). There are also comprehensive secondary laws, including regulations on solid waste management and wastewater treatment and disposal. Recent legislative initiatives have included a ban on single-use plastic shopping bags, measures aimed at responsible tourism, and a review of environmental and waste regulations. Under the <i>To establish a Recycling Program in the Republic Act (7-24 2006)</i>^[61] a \$0.10 USD deposit is levied on the importation of beverage containers. The program covers PET, HDPE and aluminium beverage containers with a capacity less than 1L. Consumers can redeem \$0.05 USD when returning beverage containers, with the remainder funding recycling activities. This program was operationalised in 2011 and the scheme has a reported 80% recovery rate^[62].</p> <p>Recommended improvements: Key actions recommended for Palau to increase its national legislative and institutional capacity to manage wastes and improve related socio-environmental outcomes are:</p> <ul style="list-style-type: none"> · Assistance with the pending review of regulations on solid waste management (to be completed in 2021), with attention to changes made in 2019 to regulations on wastewater treatment and disposal. · Assistance necessary to support the implementation of the recycling/container deposit scheme, with a view to: (i) reviewing the Beverage Container Recycling Regulations to ensure they are appropriate for the ongoing implementation of the container deposit scheme; and (ii) planning for any future expansion of the scheme to cover a broader range of products. · Assistance with the implementation of the responsible tourism measures under the Responsible Tourism Education Act. 		
Ongoing chemicals and wastes activities		
PWP	Special Programme^[63]:	
Provision with assistance on the management of used tyres.	<p>Planned activities include: Strengthen national and state legislative frameworks to provide comprehensive coverage of all chemicals and hazardous waste management matters; develop a centralised data management system for chemicals and waste data to ultimately improve reporting to the Conventions; strengthen human technical capacity to implement sound management of chemicals and waste by establishing vocational training programs at the Education and Outreach Programs Division of EQPB and by providing training to Convention Focal Points, Customs, and other key stakeholders; and establish a certification system for preparers of Environmental Assessments (EAs) under Palau's environmental impact statement (EIS) process to improve the standard of EAs and strengthen capacity of EA assessors.</p>	

Table 2i: Papua New Guinea

Papua New Guinea

Country Data (2018) Population: 8,400,000 Geography: Large mountainous island, with 600 smaller islands GDP: \$21.5B USD		Waste Statistics (2010 estimations) Waste generation: 2,170,536 kg/day Waste generation rate: 0.79 kg/person/day Plastic waste generation: 281,084 kg/day Mismanaged plastic waste: 246,124 kg/day
Waste management overview: In major urban areas, existing solid waste management systems are inadequate for serving the country's needs and are financially unsustainable [64]. Many rural areas are not served by municipal solid waste management services, leading to waste being dumped in open pits or into creeks, rivers or the ocean [65]. Papua New Guinea's (PNG) growing population and increasing waste generation adds further strain on solid waste management services. Previous public awareness initiatives on waste management have shown poor results [66]. Plastics are currently not recycled in PNG [67]. PNG manufactures plastics products, including plastic bags [68]. PNG also has stockpiles of DDT from vector borne disease control activities, and transformer oils contaminated with PCBs.		
Mid-term review of progress against CP2025 targets		
Based on available data/information, PNG's overall CP2025 progress is rated as 'fair': <ul style="list-style-type: none"> • <i>National legislation, policies, strategies, plans for waste, chemicals and pollution (WCP):</i> National Capital District Waste Management Plan 2016–2025 completed; Kokopo Waste Management Strategy and Action Plan 2019–2024 completed; NATPLAN (National Marine Spill Contingency Plan) updated. • <i>Twenty CP2025 performance indicators:</i> with reference to 2014 baseline information, 1 indicator has improved (chemical inventories in place), 8 indicators remain unchanged/stable, progress is undetermined for 11 indicators. • <i>Implementation Plan 2016-2019, fifteen strategic actions:</i> good progress achieved for 8 (WCP data collection and management; development of WCP policies, plans; WCP stockpiles managed; environmental monitoring and reporting; human capacity development; WCP education; Cleaner Pacific Roundtable participation; national and regional cooperation); limited progress achieved for 2; and no progress for 5 strategic actions. Based on the progress assessment results, the activity areas that require further work are: <ul style="list-style-type: none"> • Finalisation of an integrated national WCP policy and action plan that is aligned with CP2025, and includes a reporting framework. • Development of practical and enforceable WCP legislation. • Development of public-private partnerships, especially for container deposit, EPR and recycling programmes. • Implementation of WCP prevention and reduction programmes. • Development and expansion of routine monitoring and reporting, especially for the receiving environment.		
National priorities articulated		
National Solid Waste Management strategy Date: NA	Priorities:	PNG does not have a consolidated National solid waste management strategy (NSWMS).
NIP Update: Date: In draft form	Priorities:	2018 draft NIP update prioritizes POPs stockpiles.
Minamata Initial Assessment: Date: In final stages	Priorities:	MIA Inventory complete, but MIA priorities not yet available.
Legislative snapshot		
Responsibilities for waste and environmental management exist within a range of PNG legislation and regulations, but no single point of control exists to regulate waste management, planning and operation. The Environment Act 2000 and later amendments confer wide powers to manage the environment sustainably, in line with Constitutional protections for the environment instituted by development control and pollution control provisions. Waste is identified as an area governed under the legislation. The central legislation governing waste management adopts an en		

vironmental protection and EIA/development regulatory model.	
Recommended improvements:	
<ul style="list-style-type: none"> Introduction of consolidated waste management legislation or a set of designated waste regulations under the Environment Act 2000, coupled with review and audit provisions, and indicators to measure improvements in outcomes over time. Legislative amendment to incorporate healthcare waste management in the Public Health Act or development of a stand-alone regulation for streaming of healthcare wastes, protocols for their handling, storage and disposal, and controls on healthcare wastes being taken to landfill (to manage associated pollution and health risks). In tandem, 'mirror' reforms could be made to the National Capital District Commission Act and Organic Law on Provincial Governments and Local-level Governments. Development of a more targeted compliance and enforcement model (and incentives) for waste management related to areas where economic recovery might be feasible, e.g. recyclables, bulky wastes and e-waste, supported by increased staffing and capacity development programs. Expansion of waste minimisation measures, such as prohibitions at the customs point, combined with greater use of extended producer responsibility measures, such as advance disposal fees or levies. 	
Ongoing chemicals and wastes activities	
PWP	Special Programme[69]:
Provision with assistance in healthcare waste management.	Planned activities include (2018-2021): Establishment of a National chemicals and waste Steering Committee as well as a waste management Division within the Conservation and Environment Protection Authority; Establishment of a coordination mechanism to coordinate chemicals and waste management issues effectively with stakeholders; stakeholder consultation on policy, legal, chemicals and waste management; identification of follow up actions necessary for policy and legal framework implementation; public awareness and capacity building workshops on chemicals and waste with industry and key stakeholders; development of waste management plan for the Alotau municipality.

Table 2j: Samoa

Samoa	
Country Data (2018)	Waste Statistics (2010 estimations)
Population: 199,000	Waste generation: 132,740 kg/day
Geography: Two large main islands and eight smaller islands	Waste generation rate: 0.79 kg/person/day
GDP: \$0.9B USD	Plastic waste generation: 17,190 kg/day
	Mismanaged plastic waste: 14,032 kg/day
Waste management overview: Samoa has relatively well-established solid waste management systems[70]. Service delivery is reported to be regular, effective, cost-effective and with good coverage. Households practice segregating waste streams and studies suggest good environmental awareness amongst the community regarding waste. Less than 50% of plastics are currently recycled[71]. It also banned the use of single use plastics.	
Mid-term review of progress against CP2025 targets	
Samoa's overall CP2025 progress is rated as 'good':	
<ul style="list-style-type: none"> National legislation, policies, strategies, plans for WCP: NWMS (2019-2023) developed and aligned with CP2025; Water for Life: Water and Sanitation Sector Plan 2016-2020 developed; NATPLAN (National Marine Spill Contingency Plan) updated; and a new law passed banning plastic shopping and packing bags, and plastic straws. 	

- *Twenty CP2025 performance indicators:* with reference to 2014 baseline information, 4 indicators have improved (recycling rate increased, EPR programmes operational for used oil and e-waste, asbestos removed, used oil stock pile reduced to zero); 2 have deteriorated; 3 remain unchanged/stable; progress is undetermined for 11 indicators.
- *Implementation Plan 2016-2019, fifteen strategic actions:* good progress achieved for 7 (development of WCP strategies, plans and legislation; public-private partnerships; resource recovery; user-pays waste collection; human capacity development; Clean Pacific Roundtable participation; national and regional cooperation); limited progress achieved for 4; and no progress for 4 strategic actions.

National priorities articulated

National Solid Waste Management strategy Date: 2019-2023 ^[72]	Priorities:	Promotion of 3R; implement clean school program and 3R for primary level; landfill survey (Capacity, daily report, water quality test for both in Tafaigata, Savaii); landfill operation plan for Tafaigata and Vaiaata; feasibility study on financial option (User Pay System / CDL); establish rubbish collection monitoring system; and enforcement of plastic ban regulation
NIP Update: Date:	Priorities:	Includes e-waste, end of life vehicles and addressing the residual waste component from recycling activities.
Minamata Initial Assessment: Date:	Priorities:	Completed, but not yet available.

Waste legislation

Samoa has a dedicated waste management legislative model centred on its Waste Management Act enacted in 2010. Supporting regulations have been drafted under the legislation for a single-use plastics ban and to regulate the import of waste for electricity generation. Other laws relevant to waste management include the Land, Surveys and Environment Act and the Planning and Urban Management Act 2004. Further legislative steps, such as the introduction of a container deposit scheme and littering regulations, are in the pipeline.

Recommendations: To increase its national legislative and institutional capacity to manage wastes and improve related socio-environmental outcomes include the following activities are recommended:

- Development of container deposit legislation, drawing on models from the Pacific region and including consideration of how this might build in best practice approaches of extended producer responsibility. Any such scheme might be developed through regulations under the Waste Management Act.
- Training and support to develop resources and a user database for identifying problem areas with waste collection to use in developing and refining a licensing system for waste and recycling operators.
- Review of penalties and compliance orders under relevant laws to consider options for on-the-spot fines (with appropriate cross-referral to litter regulations under development) and other alternatives to prosecutions and court actions. Legislative measures will need to be supported by increased staff capacity and resourcing, including a specific unit in the waste management section to deal with enforcement.
- Introduction of legislative provisions for review and audit of the Waste Management Act to assess experience with implementation, gaps and opportunities for enhancement, with reporting on outcomes against identified criteria.

Ongoing chemical and waste activities

PWP	Other activities
Provision with assistance on the management of e-waste	Developing a proposal for work under the Special Programme.

Table 2k: Solomon Islands

Solomon Islands	
Country Data (2018)	Waste Statistics (2010 estimations)
Population (2018)	Waste generated (2010)

Population: 670,000		Waste generation: 488,756 kg/day
Geography: Six main rocky islands and 900+ smaller islands		Waste generation rate: 0.79 kg/person/day
GDP: \$1.5B USD		Plastic waste generation: 63,294 kg/day
		Mismanaged plastic waste: 55,874 kg/day
<p>Waste management overview: Only a small proportion of solid waste is collected, resulting in widespread open dumping and burning. Waste streams are not well segregated and the recycling industry is not well-established and there are no facilities for managing recyclable plastic waste^[73]. A large proportion of residents in urban centres live in informal settlements and are not serviced by municipal services. Most rural areas also have no or limited access to municipal services. An expanding economy heavily dependent on importation and increased consumption adds further stress for solid waste management authorities. A lack of land for landfills, limited finances and other resources, and poor coordination are cited as the major challenges facing solid waste managers^[74]. Recycling does not currently exist for plastic^[75].</p>		
Mid-term review of progress against CP2025 targets		
Based on available data/information, the Solomon Islands' overall CP2025 progress is rated as 'fair':		
<ul style="list-style-type: none"> • <i>National legislation, policies, strategies, plans for waste, chemicals and pollution (WCP):</i> National Waste Management and Pollution Control Strategy 2016–2024 developed and aligned with CP2025. • <i>Twenty CP2025 performance indicators:</i> with reference to 2014 baseline information, 3 indicators have improved (user-pays waste collection and water quality monitoring operational; asbestos removed); 5 remain unchanged/stable; 2 indicators have deteriorated (checking with consultant); progress is undetermined for 10 indicators due to data being available. • <i>Implementation Plan 2016-2019, fifteen strategic actions:</i> good progress achieved for 5 (WCP data collection and management; public-private partnerships; environmental monitoring and reporting; human capacity development; Clean Pacific Roundtable participation); limited progress achieved for 6; and no progress for 4 strategic actions. Based on the progress assessment results, the activity areas that require further work are: <ol style="list-style-type: none"> 1. Implementation of WCP prevention and reduction programmes; 2. Management of hazardous waste, including development of inventories; 3. Development and implementation of routine monitoring and reporting, especially for WCP management activities; 4. Improvement of WCP management infrastructure, working towards sustainable operation and maintenance; and 		
National priorities articulated		
National Solid Waste Management strategy ^[76] Date: 2017-2026	Priorities:	Creating an enabling environment; an integrated approach to waste management and pollution control; training and research; awareness, communication and education; public private partnerships; infrastructure, equipment and cleaner technology; stakeholder engagement; and financial instruments.
NIP Update: Date	Priorities:	E-waste management.
MIA: NA	Priorities:	Solomon Islands is not a Party to Minamata Convention.
Legislative snapshot		
In the Solomon Islands, the Environment Act 1998 has broad provisions relating to environmental impact assessment and development controls, as well as controls over pollution and noxious discharges that cover waste management. The Environmental Health Act 1980 (apparently amended to the Environmental Health Ordinance and provisions on nuisances) governs waste management in a public health context. The central legislation governing waste management in the Solomon Islands is an environmental protection and regulatory control model.		
Recommended improvements:		
<ul style="list-style-type: none"> • Introduction of a comprehensive waste management framework under the Environment Act 1998, including a amendment of the waste definition to include priority wastes, with a priority for coverage of healthcare wastes or 		

option of stand-alone waste management legislation. It is noted that there was a 2016 Bill seeking to amend Environment Act. 'Mirror' reforms introduced in Honiara City Council and provincial government legislation in relation to local waste management.
<ul style="list-style-type: none"> · Introduction of regulations under the Environment Act (or any new Waste Management Act) to promote waste segregation (sorting) and to support diversion from landfill of emerging waste areas that have economic recovery potential, such as recyclables and e-waste. Cross referrals of the reforms to the Honiara City Council Act and Provincial Government Act may be necessary. · Adoption of waste minimisation measures at the customs point, such as prohibitions on single-use plastics and levies directed to supporting waste collection, treatment and disposal, e.g. advance disposal fees. · Review of waste offences and penalties structure in relevant legislation with a view to adopting more targeted powers for authorised officers to encourage compliance rather than 'punishment of offences', and to introduce measures, including incentives for industry compliance, and for building behavioural change toward waste management. This has a particular urgency in provincial areas.
Ongoing chemicals and wastes activities
PWP
Assistance with e-waste collection and recovery

Table 2I: Tonga

Tonga	
Country Data (2018)	Waste Statistics (2010 estimations)
Population: 101,000	Waste generation: 381,655 kg/day
Geography: 169 islands, around 40 of which are inhabited	Waste generation rate: 3.71 kg/person/day
GDP: 0.5B USD	Plastic waste generation: 22,708 kg/day
	Mismanaged plastic waste: 18,148 kg/day
Waste management overview: Capacity for waste management and the enactment of the <i>Waste Management Act 2005</i> has advanced significantly in recent years, in part supported by a number of development projects ^[77] . Service delivery for solid waste has improved with relatively robust user-pay mechanisms, segregation of some waste streams and improved public awareness. Recycling does not currently exist for plastic ^[78] .	
Mid-term review of progress against CP2025 targets	
Based on available data/information, Tonga's overall CP2025 progress is rated as 'fair': <ul style="list-style-type: none"> • <i>National legislation, policies, strategies, plans for waste, chemicals and pollution (WCP):</i> Tonga does not have a national waste management strategy aligned with CP2025, however, the Combined Utilities Business Plan 2018-2022 was developed with a detailed business plan for Tonga's Waste Authority Ltd; NATPLAN (National Marine Spill Contingency Plan) updated. • <i>Twenty CP2025 performance indicators:</i> with reference to 2014 baseline information, 1 indicator has improved (asbestos removed), 4 remain unchanged/stable, progress is undetermined for 15 indicators. • <i>Implementation Plan 2016-2019, fifteen strategic actions:</i> good progress achieved for 5 (development of national policies, strategies, plans; user-pays waste collection; water quality monitoring; human capacity development; Clean Pacific Roundtable participation); limited progress achieved for 3; and no progress for 7 strategic actions. Based on the progress assessment results, the activity areas that require further work are: <ul style="list-style-type: none"> • Development of an integrated national WCP strategy and action plan that is aligned with CP2025, and includes a reporting framework. 	

<p>ues a reporting framework.</p> <ul style="list-style-type: none"> • Development of public-private partnerships, especially for container deposit, EPR and recycling programmes. • Implementation of WCP prevention and reduction programmes. • Management of hazardous waste, including development of inventories. • Development and implementation of routine monitoring and reporting, especially for WCP management activities. 		
National priorities articulated		
Combined Utilities Business Plan 2018-2022	Priorities:	Priorities for waste management include: continued expansion of education and awareness; investment in collection and technology infrastructure; expansion of waste operations on outer islands; and further development of cruise ship passenger environmental levy.
NIP Update: Under preparation	Priorities:	Currently under development, no priorities available.
MIA: Date: Under preparation	Priorities:	Currently under development, no priorities available.
Legislative snapshot		
<p>Tonga has dedicated legislation for the management of waste, the Waste Management Act, which commenced in 2006. A levy on plastic bags was introduced through supporting regulations made under the Act. Tonga also has the Hazardous Wastes and Chemicals Act which is focussed on implementing international waste conventions. In addition to legislation dedicated to waste management, Tonga has various other pieces of legislation that are relevant to waste management, including environmental management and public health legislation.</p>		
<p>Recommended improvements:</p> <ul style="list-style-type: none"> • Extension of the import levy system for plastic bags to cover beverages in recyclable containers and consider, in consultation with the community, the option of establishing container deposit legislation. • Review of how the regulatory and operational functions of the Waste Authority Limited are organised and funded under the Waste Management Act. • Support for the implementation of provisions in the Waste Management Act relevant to public awareness of waste minimisation and public information about instances of enforcement through, for example, reporting by responsible authorities. • Review of enforcement powers in the absence of a complaint from the community, and of mechanisms for complaints made by community members, and follow-up of those complaints, particularly in the outer islands. 		
Ongoing chemicals and wastes activities		
PWP	Other activities^[79]:	
Provision with assistance on asbestos related issues, including legislation.	<p>ADB, with funding from Australia, investing in urban infrastructure in Nuku'alofa^[80]. Project activities include the extension of the landfill, procurement of equipment to manage the landfill, and expansion of waste collection services. Tonga also introducing a cruise ship passenger environmental levy.</p>	

Table 2m: Tuvalu

Tuvalu

Country Data (2018) Population: 11,000 Geography: Six low-lying atolls and three reef islands GDP: 0.043B USD		Waste Statistics (2019 estimations) Waste generation: 4,499 kg/day Waste generation rate: 0.4 kg/person/day Plastic waste generation: 564 kg/day Mismanaged plastic waste: 1,252 kg/day (2010 estimate)
Waste management overview: Achieving an adequate level of solid waste management in Tuvalu has presented challenges to authorities due to the fragile surrounding environment and limited land availability. Tuvalu's geographic isolation and population distribution also increases costs associated with solid waste management. Various donors have invested in developing infrastructure, but service delivery remains intermittent due to maintenance and resourcing challenges ^[81] . Illegal dumping and open burning of waste is common with the one official dumpsite operating beyond capacity ^[82] . A lack of topsoil to compact and bury waste at the landfill leaves plastic waste vulnerable to being blown into the ocean ^[83] . Plastic recyclables are not currently segregated, collected or exported ^[84] , although a levy has been introduced to facilitate this.		
Mid-term review of progress against CP2025 targets		
Based on available data/information, Tuvalu's overall CP2025 progress is rated as 'good':		
<ul style="list-style-type: none"> • <i>National legislation, policies, strategies, plans for waste, chemicals and pollution (WCP):</i> Tuvalu Integrated Waste Policy and Action Plan developed and aligned with CP2025; uPOPs National Action Plan developed; and the Waste Management Act 2017, Waste Management (Litter and Waste Control) Regulation 2018, Waste Management (Prohibition on the Importation of Single-Use Plastic) Regulation 2019 and Waste Management (Levy Deposit) Regulation 2019 enacted. • <i>Twenty CP2025 performance indicators:</i> with reference to 2014 baseline information, 7 indicators have improved (composting, container deposit programme, EPR for used oil, water quality monitoring operational; national waste collection coverage increased; number of open dumps and used oil stockpile decreased); 5 indicators remain unchanged/stable; progress is undetermined for 8. • <i>Implementation Plan 2016-2019, fifteen strategic actions:</i> good progress achieved for 11 (data collection and management; development of WCP legislation, strategies, plans; best practice occupational health and safety; resource recovery; improvement of WCP infrastructure; water quality monitoring; human capacity development; WCP education and behavioural change; Cleaner Pacific Roundtable participation; monitoring of CP2025 activities); limited progress achieved for 3; and no progress for 1 strategic action. Based on the progress assessment results, the following activity areas that require further work are:		
<ul style="list-style-type: none"> • Implementation of WCP prevention and reduction programmes. • Management of hazardous waste, including development of inventories. • Expansion of routine monitoring and reporting, especially for the receiving environment. • Improvement of WCP management infrastructure, working towards sustainable operation and maintenance; and • Further development and expansion of WCP education and behavioural-change programmes. 		
National priorities articulated		
Tuvalu Integrated Waste Policy and Action Plan ^[85] Date: 2017-2026	Priorities:	Strengthen institutional systems to address gaps in waste management; ensure stakeholders fully understand the merits of proper waste management and co-share the responsibility of managing wastes; establish strong partnerships between the public and the private sector in the delivery of waste services; delivered waste services follow best practice and cost effective approach tailored to local conditions with continuous improvement; enhanced capacity of waste practitioners; and waste activity outcomes are reported and disseminated to relevant stakeholders
NIP Update:	Priorities:	Currently under preparation

Date Being prepared		
MIA:	Priorities:	Currently under preparation
Date: Being prepared		
Legislative snapshot		
<p>Tuvalu has a dedicated waste management legal model. Its current Waste Management Act 2017 repealed the former Waste Operations and Services Act 2009. Under the Waste Management Act, the Kaupules (local governance bodies) manage waste dumps and waste disposal as designated waste management operators for their respective areas. A number of regulations have been adopted under the Act including relating to a levy deposit system, prohibition on single-use plastics and littering regulations. Tuvalu also has other legislation relevant to waste management including environmental management and public health legislation. Tuvalu's levy deposit system covers an exceptionally wide range of products: certain beverages and cooking oil in PET bottles or glass bottles and beverages in aluminium cans; lubricating oil; nappies; white goods; construction equipment; vehicles; motorbikes; and batteries (for vehicles, motorbikes, equipment and solar panels).</p>		
<p>Recommended improvements: Key actions recommended for</p> <ul style="list-style-type: none"> · Support for the implementation of the levy deposit system, including equipment and training to support safe handling of levied waste, as well as assistance with the negotiation and preparation of agreements with shipping companies and export markets, with a view to promoting best practice that might then be adopted in other PacWastePlus participating countries wanting to develop expanded recycling laws. · Development of specific regulations or standards for specific waste streams e.g. healthcare wastes, asbestos waste, disaster waste and, subject to any necessary designation or other clarification, wastewater. · Support for enforcement of the Waste Management Act, and associated regulations, including expert assistance, training and equipment to enforcement officers in the Department of Waste Management and to the Office of the Attorney General to update and maintain Tuvalu's online legal database to include current laws and regulations relevant to waste. 		
Ongoing chemicals and wastes activities		
PWP	Other activities:	
Outer Island project to assess asbestos and plan for short- and long-term management, also establishing small-scale recyclable facility at each island to partake in Waste Levy	EDF10 – waste management project (included in co-nance letter). This project will liaise closely with the EU funded activity.	

Table 2n: Vanuatu

Vanuatu	
Country Data (2018)	Waste Statistics (2010 estimations)
Population: 285,000	Waste generation: 826,071 kg/day
Geography: 13 main islands and approximately 70 smaller islands	Waste generation rate: 3.28 kg/person/day
GDP: \$0.9B USD	Plastic waste generation: 73,933 kg/day
	Mismanaged plastic waste: 61,583 kg/day
<p>Waste management overview: A strong tourism economy (around two-thirds of the GDP) has spurred economic development and increased consumerism, leading to increased waste generation. The tourism sector</p>	

r has spearheaded campaigns for more ambitious solid waste management strategies^[87]. This has resulted in significant investments in solid waste management, particularly around ports and tourist areas^[87]. The focus on the tourism sector has contributed to significant disparities in solid waste service delivery and management – whilst Port Vila has regular collection and a sanitary landfill, other major urban areas have sporadic waste collection and often dump waste in open pits, whilst most rural areas are not serviced^[88]. Insufficient financial and human resources are cited as the main challenges for improving waste management^[89]. Recycling does not currently exist for plastic waste streams^[90].

Mid-term review of progress against CP2025 targets

Based on available data/information, Vanuatu's overall CP2025 progress is rated as 'fair':

- *National legislation, policies, strategies, plans for waste, chemicals and pollution (WCP)*: National Waste Management and Pollution Control Strategy and Implementation Plan 2016-2020 revised and aligned with CP2025; uPOPs National Action Plan developed; NIP submitted to the Stockholm Convention Secretariat and three orders made under the *Waste Management Act No. 24 of 2014* addressing single use plastics, littering and licensing of private waste operators.
- *Twenty CP2025 performance indicators*: with reference to 2014 baseline information, 2 indicators have improved (waste collection coverage increased, asbestos removed); 1 has deteriorated; 8 remain unchanged/stable. Progress is undetermined for 9 indicators.
- *Implementation Plan 2016-2019, fifteen strategic actions*: good progress achieved for 5 (development of national strategies, plans, legislation; resource recovery; human capacity development; Clean Pacific Roundtable participation; monitoring of CP2025 activities); limited progress achieved for 5; and no progress for 4 strategic actions.

Based on the progress assessment results, the following activity areas that require further work are:

- Development and implementation of routine monitoring and reporting, especially for WCP management activities and the receiving environment.
- Implementation of WCP prevention and reduction programmes.
- Improvement of WCP management infrastructure, working towards sustainable operation and maintenance.
- Management of hazardous waste, including development of inventories.
- Further development and expansion of WCP education and behavioural-change programmes.

National priorities articulated

National Solid Waste Management and Pollution Control strategy ^[91] Date: 2016-2020	Priorities:	To support waste management and pollution control activities with practical, effective, enforceable legislation; financially self-sustaining schemes (establish incentive schemes that implement the polluter pays principle by encouraging cleaner production and waste recovery); develop skilled and trained people in Vanuatu to effectively manage waste management and pollution control systems; reduce the amount of waste generated at source and landfilled. implement effective waste collection and disposal throughout Vanuatu; improve waste and pollution control management, infrastructure and support sustainable operation and maintenance; increase public awareness; and enhance community participation on waste management.
NIP Update: Date: Under preparation	Priorities:	Priorities not yet determined.
MIA: Date: Under preparation	Priorities:	Priorities not yet determined.

Legislative snapshot

The central legislation governing waste management in Vanuatu is a stand-alone waste management regulatory model. Vanuatu has a dedicated Waste Management Act 2014. Under this Act, Vanuatu has adopted regulations and orders relating to the control of single-use plastics, littering and licensing of waste operators. Vanuatu also has other legislation in place that relates to waste management, including pollution control.

ol legislation, environmental protection legislation that incorporates EIA and development controls, and public health legislation. It has additional legislation relating to management of disasters.

Recommended improvements:

- Adoption of legislative measures to further support waste minimisation and management at the customs point, such as an advance disposal fee that implement polluter pays and extended producer responsibility principles.
- Adoption of designated regulations under the Waste Management Act to manage hazardous wastes specifically, such as asbestos and e-waste, as well as regulations further targeted to plastics and recyclables and that specify segregation of waste by households and businesses, and at the various landfills.
- Introduction of regulations, with a graded penalty structure and wider range of compliance measures, to foster a 'compliance community' in respect of waste management. Compliance could be led by designated officers in the Department of Environment, working in association with other agencies e.g. customs, police, as well as the community and private sector. These regulatory measures need to be supported by administrative and operational staff training, as well as reforms to increase access to courts and administrative tribunals (e.g. tribunal with jurisdiction to decide waste offences with penalty below specified monetary limit).
- Introduction of regulations or guidelines to support community partnerships and the involvement of traditional authority structures in managing wastes, as well as the adoption of consultative mechanisms. These measures might operate in conjunction with enhanced access to waste facilities in regional areas and outer islands, including development of income generation e.g. levy on tourism activities to expand the waste collection services.

Ongoing chemicals and wastes activities

PWP	Other activities:
Not yet agreed.	E-waste

c. Pacific national priorities

In addition to the desk top baselining activities outlined above, two consultations were convened with Pacific countries> These convened in December 2019 and February 2020 to discuss and elaborate national priorities. These priorities were discussed in detail during virtual country consultations from September – October 2020, and then confirmed at regional virtual validations workshops convened in October 2020. The following table outlines each country national priority for work under this project, and country priorities for work under PWP, which will be executed concurrently.

Table 3: National priority for activities under the project

Pacific country	Priority for work under the GEF Project	Priority for work under PWP
Cook Islands	E-waste	Recyclables
Federated States of Micronesia	Used oil	Recyclables
Fiji	Improved waste management in settlements	To be confirmed
Marshall Islands	Advance Deposit Fee on Bulky Wastes (EOLV, vessels, tyres, whitewares, furniture)	To be confirmed
Kiribati	Landfill assessment and design	Asbestos
Palau	Improved recycling, chemicals and pharmaceutical waste	Bulky waste
PNG	POPs waste (DDT and PCBs)	Hazardous waste (healthcare and asbestos)
Nauru	Improved waste management (recycling)	Asbestos
Niue	Improved bulky waste management	To be confirmed
Tonga	Climate proofing of landfills	Asbestos
Tuvalu	Improved recycling on outer islands	Asbestos and recyclables
Samoa	Improved recycling and waste oil	E-waste
Solomon Islands	E-waste (dismantling facility)	Organics and plastics
Vanuatu	E-waste	Recycling and organics

During the project preparatory phase, each country developed a country priority framework detailing national activities. These are included as Appendix 12.

d. Ongoing regional projects:

Regionally, the Pacific is currently benefiting from several largescale regional initiatives funded by the European Union, the Government of Australia, France, and the UK. As part of the project preparatory phase a full review and analysis of chemicals and wastes activities currently ongoing, and planned in the region. This included extensive consultation with donors, development partners, and Pacific SIDS focal points on 12 December 2019, in Brisbane, Australia, and on 19 February 2020 in Nadi, Fiji, and 21-23 February 2020 in Sydney, Australia.

Table 3, presents an outline of the key current and planned regional activities, as well the consultations undertaken as part of project preparation. The table also outlines which Pacific countries are included in each initiative, as this differs for each activity.

Table 4: Key current and planned Pacific regional activities

PROJECT, BUDGET	DONOR/ DEVELOPMENT PARTNER	TIMEFRAME	ACTIVITIES	EXECUTION	PROJECT PREPARATION CONSULTATIONS, DETAILS OF POTENTIAL COLLABORATION, AND INCREMENTALITY
JPRISM II US\$15,000,000 Countries: Fiji, FSM, Marshall Islands, Palau, PNG, Samoa, Solomon Islands, Tonga, Vanuatu.	Japanese Government	February 2017-2022 (Current project)	- Updating National Solid Waste Management Plan (NSWMP) with countries. - Promotion of national level recycling. - Container deposit legislation in Northern Pacific. - Development of regional training/trainee database.	Execution unit, based at SPREP	Extensive consultations convened with JICA colleagues. This activity will finish in 2022, and it is not yet if a third phase will be funded. As such, some activities, such as the ongoing maintenance of regional trainee database, may need to be handed to other projects.

Pacific Ocean Litter Project (POLP) AUD\$16,000,000 Countries: Overall assessment of all Pacific countries, with focused work in 2-3 countries (TBD)	Austrian Government	Jan 2019 – Jan 2023 (Current project)	<ul style="list-style-type: none"> - Development of detailed country 'plastic' profiles for each of the 14 PICs. - POLP will undertake extensive work in 2-3 countries (exact countries yet to be determined). 	SPREP	This position is being mainstreamed into the SPREP Waste team, the planned EA for the Pacific CP. The skillset of this marine litter expert will be factored into the Pacific CP design at PPG stage, to ensure the design leverages all available resource to achieve GEBs.
PacwastePlus US\$17,000,000 Countries: Cook Islands, Fiji, FSM, Kiribati, Marshall Islands, Nauru, Niue, Palau, PNG, Samoa, Solomon Islands, Tonga, Tuvalu, Timor Leste, Vanuatu.	EU (EDF11)	Mid-2019-2024 (Current project)	<ul style="list-style-type: none"> - Data collection and waste management (including waste audits). - Policy and legislative framework assistance. - Private sector engagement. - Infrastructure development. - Capacity building (national level). - Funding national level waste audits (in conjunction with PRIF). - National level activities (approximately \$300K per country). 	SPREP	Project preparation team have consulted consistently with PWP project team, to synergistically design activities and collect data required to inform the design of robust activities. This includes funding of waste audits in all Pacific countries.
IUCN Plastic-Waste Free Islands^[92] Countries: Fiji, Samoa, Vanuatu	Norwegian Government	February 2020 – mid-2025 (Current project)	<ul style="list-style-type: none"> - Provide national partners with data and analysis to reduce the amount of plastic waste leaking into the environment. - Enhance adoption of plastic leakage reduction measures by tourism, fisheries and waste management sectors. - Co-generate sector-specific action plans for alternative value chains. - Develop a blueprint for islands in collaboration with regional bodies. 	IUCN (Fiji office)	The project preparatory team met the IUCN team in Fiji and initiated discussions on potential areas for collaboration. Consultation will continue at the national level, to ensure national level activities are designed synergistically.
INFORM US\$4,300,000 Countries: Covers all SPREP countries	Global Environment Facility	2016 – 2021 (Current project)	<ul style="list-style-type: none"> - Developing Data Portals to monitor Pacific islands' environment and facilitate data sharing. - Data Analysis for national planning and sustainable development. - Develop a Reporting Tool to assist Pacific islands in meeting national and international reporting requirements, through indicator-based reporting. 	SPREP	The project preparatory team convened discussions with the INFORM team and agreed that data produced from the child project will be fully integrated with INFORM to ensure duplication of efforts are avoided and that activities are executed synergistically.
LAFD EUR3,000,000 Countries: Solomon Islands, Samoa, Vanuatu, Fiji	French Government	2020-2023 (Planned project)	<ul style="list-style-type: none"> - Conduct training programmes on used oil, disaster waste and marine debris, and sustainable financing. - Implement pilot project activities on the targeted waste streams are implemented. - Establish collaborative platforms are set up to facilitate data and knowledge sharing. 	SPREP	This project builds off the work of GEF ID 4066, co-financed by the Agence Française de Développement (AFD), and has strong linkages with GEF ISLANDS. SPREP are responsible for executing this project, and the project preparatory team has maintained close contact with SPREP over activity planning. It is noted that SPREP plans to fully outline the activities once a project occurs in place, and collaboration will continue.
Pacific Regional Infrastructure Facility (PRIF) Urban Working Group	To be determined	November 2019 – December 2022	<ul style="list-style-type: none"> - National waste audits of Pacific countries (in collaboration with BWB) 	TBC	The project preparation team has maintained close contact with PRIF on the development of the methodology for waste audits and the process of reviewing audits.

	limited	under 202	with FWF).		
		0			
Countries: Cook Islands, Tuvalu and Fiji					

3) Proposed alternative scenario with a brief description of expected outcomes and components of the project

a. Context:

The overarching objective of the ISLANDS Programme is to support SIDS to enter into a safe chemical development pathway. Thirty (30) SIDS in the Indian Ocean, Pacific and Caribbean regions will benefit from six (6) child projects expected to be conducted under this Programme during a five (5) year period. The Programme aims to strengthen each SIDS' ability to control the flow of chemicals, products and materials into their territories and to unlock resources for the long-term management, including integrated management, of chemicals and waste in SIDS. As a global programme, the ISLANDS project will also promote exchange of knowledge and experience across regions which would not be possible with regional interventions. In this regard, this programmatic approach is desirable to bring much needed resources to SIDS to remove the stress on the environment caused by the unsustainable use of chemicals, materials and products. The Programme looks to build on the principle of "think globally, act locally" through a combination of interventions and initiatives which address specific needs by overcoming barriers at country level but at the same time, reinforce regional and global cooperation as well as address the challenges facing SIDS. The exchange of information and knowledge amassed at the national level will also be shared between regions to achieve impacts at the global level. Working with SIDS at a global level also ensures that the introduction of legislation and standards through the projects reduces loopholes created in the regions in relation to countries which would not be covered in a traditional approach. The Programme also seeks to access regionally appropriate technologies and best practices for the management of chemicals and wastes in SIDS and incubate and accelerate these through catalyzing entrepreneurship in the small and medium enterprises (SMEs) across all regions. This will ensure solutions to challenges from chemicals and wastes are appropriate to the needs of specific SIDS but fall within a larger framework built around knowledge exchange and transfer.

The Programme also focuses on assisting SIDS in transforming the management of chemicals and wastes in support of multiple chemicals related multi-lateral environmental agreements (including the Basel, Rotterdam, Minamata, and Stockholm Conventions, the Montreal Protocol and SAICM). ISLANDS will use the Conventions as an entry point to improve capacity for import monitoring and customs, policies and legislation pertaining to chemicals and wastes; introduction of best practices and approaches for SIDS in chemicals and wastes management (e.g. building capacity for export, creating sustainable opportunities for circular local waste management and treatment systems and supporting infrastructure; phasing-out products that results in hazardous wastes, etc.).

The alternative scenario is proposed in response to the barrier analysis and comprehensive regional and national baseline reviews undertaken during the project preparatory phase. The proposed project interventions are designed to address the barriers outlined above (as presented in Figure 1, and described in Section 1), and are organized around the four key ISLANDS programmatic pillars of:

- Preventing the future build-up of chemicals (in Component 1);
- Managing and disposing of existing hazardous chemicals, products and materials (in Component 2);
- Preventing the future build-up of chemicals entering SIDS through the development of end-of-life systems (in Component 3); and
- Generating, communicating and sharing knowledge among SIDS (in Component 4).

The project objective tree is presented below.

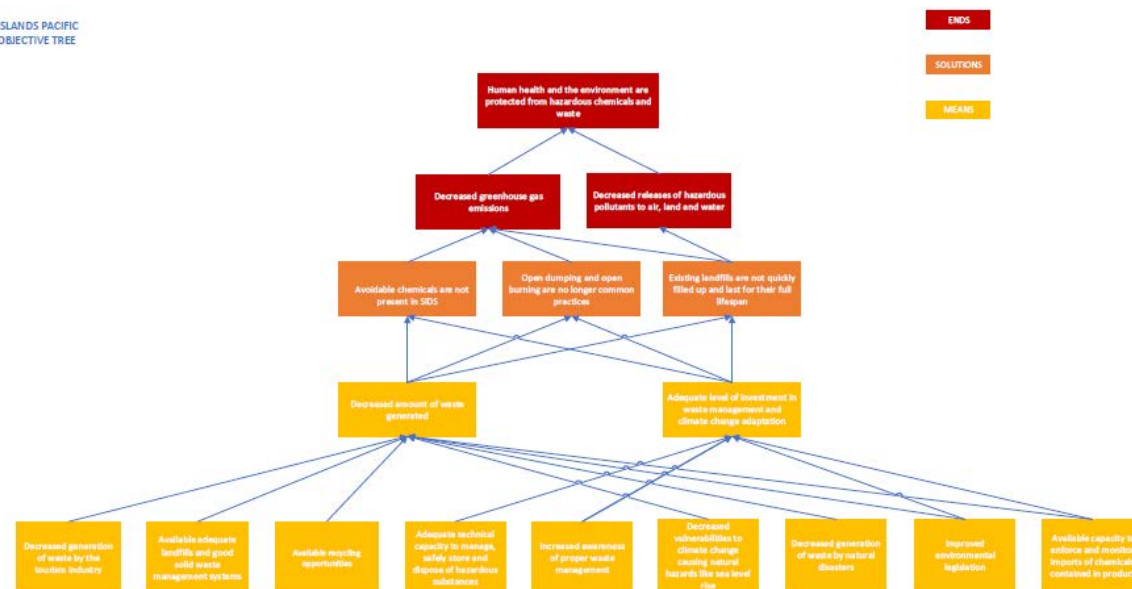


Figure 2: Pacific Child Project, Objective Tree

The proposed alternative scenario is fully in line with the overall ISLANDS Programmatic Objective set out in the approved PFD of “preventing the build-up of POPs and mercury materials and to managing and disposing of existing harmful chemicals and wastes across SIDS.”

The proposed scenario has four intended outcomes. These are that:

- SIDS have in place effective mechanisms to control the import of chemicals, and products that lead to the generation of hazardous waste.
- Harmful chemicals and materials present and/or generated in SIDS are being disposed of in an environmentally sound manner.
- Build-up of harmful materials and chemicals is prevented through establishment of effective circular and life-cycle management systems in partnership with the private sector.
- Knowledge generated by the programme is disseminated to, and applied by, SIDS in all regions.

All proposed interventions have been developed in line with the GEF-7 principles of cost-effectiveness; sustainability; innovative approaches; private sector engagement; promotion of resource efficiency (including circular economy approaches); and, building on the use of existing networks. The need for gender responsiveness and women's empowerment is mainstreamed into the project approach.

b. Approach and Theory of Change:

The proposed project approach is outlined in the following theory of change.

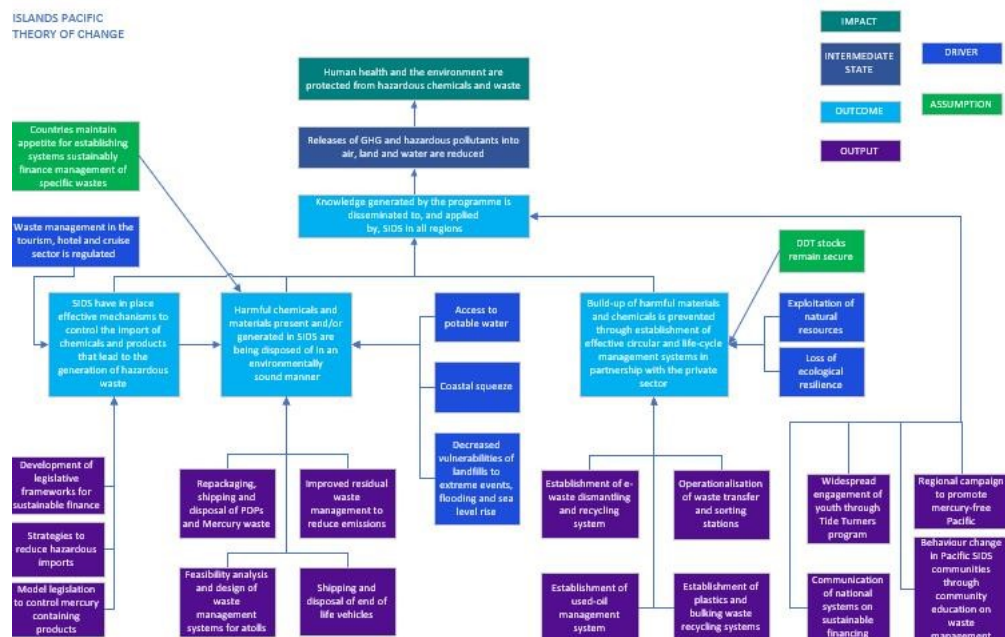


Figure 3: Pacific Child Project, Theory of Change

c. Pacific regional context

Interventions are planned at both the regional and national levels. Regional activities are planned to address issues that due to the small size of Pacific countries, cannot be executed sustainably at the national level. Regional approaches are also proposed where for common priority issues. Issues common to all Pacific countries include: the need for assistance in the safe disposal of legacy end of life vehicles; technical assistance and backstopping for healthcare waste management; access to recycling markets, to assist in closing product loops and reduce pressure on Pacific SIDS' landfills; and the need to improve broad community practices around chemicals and waste management to achieve widespread behavioral change. Establishing and operationalizing regional activities, with the potential to benefit all Pacific SIDS, will be the primary focus of project year 1.

National activities proposed are based on extensive consultation with Pacific countries. All national activities are planned to be executed in a similar manner, with each Pacific country having a national technical officer to oversee and coordinate technical activities, and report to the Project Coordinator. As noted above, full details of country priorities and frameworks for proposed national interventions are included in Appendix 12. Year 1 of the project will focus on establishing detailed national workplans to guide the execution of national activities, with intensive execution envisaged for years 2-5 of the project.

The following sections outline the planned outputs and activities under each project component. All outputs and subsequent activities have been designed to address the barriers within the context of the root causes discussed above.

d. Proposed components and activities

COMPONENT 1: Preventing the future build-up of chemicals entering SIDS

Lack of comprehensive policy frameworks and regulations to assist in preventing the import of products and chemicals that contain POPs/Hg or can lead to hazardous wastes and releases and limited capacity of customs offices and chemicals registries, are key barriers to the sound management of chemicals and wastes.

Component 1 will include both regional and national activities to assist countries in putting in place robust legislative frameworks, by providing assistance in areas where legislative gaps have been identified, and in the institution of economic instruments, to sustainably manage waste management. It will also provide assistance in the articulation of national strategies to reduce hazardous imports, as well as model legislation to the control of mercury containing products. The outcome of this component is that Pacific SIDS have in place effective mechanisms to control the import of chemicals, and products that lead to the generation of hazardous waste.

Output 1.1: Legislative frameworks for sustainable finance in place in Pacific SIDS

According to the Midterm review of the Cleaner Pacific 2025, the Pacific aims to have 8 e-waste collection systems and 10 used oil collection systems in place by 2025. As of 2020 however there are only 2 e-waste recycling systems and 4 used oil systems. The Cook Islands and Vanuatu do not yet have in place economic instruments to sustainably manage e-waste, but have prioritized these activities. FSM and Niue used oil and bulky waste do not have measures to manage collection of used oil and bulky waste respectively, but have prioritized these waste streams in their national waste management strategies and in consultations on the preparations for ISLANDS. Fiji has noted it requires support to complete the update of the Litter Management Act, to assist in reducing the impact of litter on the Fijian environment.

Activities and interventions under this output are focused at the national level. All national level activities will include consultation on proposed legislation. Consultations will be inclusive and gender sensitive.

Regionally, lessons, experiences and project will be shared between SIDS and through the communities of practice established under the Coordination Communication and Knowledge Management (CCKM) project (ID 10266) through Output 4.4. The CCKM project will then also allow for cross fertilisation of lessons and experience across all three SIDS regions covered under the programme.

National activities planned under this Output are national and include:

- Activity 1.1.1: Development of legislation for a sustainable nancing system for e-waste disposal/recycling in the Cook Islands and Vanuatu. This will include levying (deposit) the import of electronic products to encourage people to participate in recycling by collecting and bringing to an assigned collection point to collect a refund. This intervention is intended to address the barrier of piecemeal environmental legislative frameworks.
- Activity 1.1.2: Development of additional legislation for a sustainable nancing system for used oil disposal/recycling in the four states of FSM. This will include an oil levy, to fund offshore disposal of used hydraulic oil, and cover each state (Chuuk, Kosrae, Pohnpei and Yap). In Kosrae, Pohnpei and Yap the legislation will be added to existing container deposit legislation. In Chuuk, it will be added to the Clean Act. This intervention is intended to address the barrier of piecemeal environmental legislative frameworks, and assist in overcoming the barrier of lack of recycling due to large geographical distances.
- Activity 1.1.3: Development of legislation for sustainable nancing bulky waste/white goods disposal/recycling system in Niue. This intervention is intended to address the barrier of piecemeal environmental legislative frameworks, and assist in overcoming the barrier of lack of recycling due to large geographical distances.
- Activity 1.1.4: Legal drafting support to update the Litter Management Act in Fiji. This intervention is intended to address the barrier of piecemeal environmental legislative frameworks.

Output 1.2: Strategies to improve waste management in Pacific SIDS

As noted in the baseline section above, the Waigani convention, requires all parties to have in place national hazardous waste management strategies that are aligned to a SPREP regional strategy (CP2025). Currently no Pacific countries has a national hazardous waste management strategy in place. Consultations with countries indicated they are motivated to develop these strategies, and see a need for them, but require technical support to develop them. All consultations will be gender sensitive and ensure space and opportunities for the meaningful participation of women. Samoa has completed its MIA and identified priorities for phasing-out mercury-containing products. It is working to reduce the amount of imports entering the country that nish their life as hazardous waste, but is yet to undertake a complete and systematic assessment for non-mercury containing hazardous waste

The regional interventions under this output include:

- Activity 1.2.3: Development of a digital training guide on NHWMS development, so be used in light of ongoing regional travel restrictions.
- Activity 1.2.4: Development of a regional Code of Conduct on hazardous waste management.
- Activity 1.2.5: Development of regional road map to GHS implementation including regional standards for classification and labelling of chemicals and products containing harmful chemicals.
- Activity 1.2.6: Regional, quarterly webinars on NHWMS development, to facilitate Pacific countries learning together remotely.

The national activities under this output include:

- Activity 1.2.1: Consultation, drafting and development of 14 national hazardous waste management strategies (NHWMS) (one for each Pacific country).
- Activity 1.2.2: Drafting and development of a national strategy and action plan to reduce hazardous imports in Samoa. This intervention is intended to address the barrier of piecemeal environmental legislative frameworks.

Output 1.3: Model legislation to control mercury containing products for use by Pacific SIDS drafted and made available for adoption (regional)

PWP funded a recent review by the University of Melbourne on the Pacific legislative environment. The review noted that Pacific countries party to the Minamata Mercury Convention require legislative reforms to address these mercury wastes streams identified in initial assessments.

Regional activities under this output are include:

- Activity 1.3.1: Development of model legislation and drafting instructions on elemental mercury, and mercury containing products to be used across the Pacific region (and shared with other SIDS). This is intended to address the barrier of piecemeal environmental legislative frameworks. The provision of a standard piece of model legislation and associated drafting instructions, will assist in Pacific countries harmonizing approaches to mercury.
- Activity 1.3.2: Regional, quarterly webinars on approaches to mercury legislation, including case studies from other SIDS.

National activities under this output include:

- Activity 1.3.3 Support to Pacific countries to intergrate model legislation into national legislative framework.

COMPONENT 2: Safe management and disposal of existing chemicals, products and materials

Limited adequate storage, disposal and treatment capacity for hazardous waste streams represent key barriers to the sound management of chemicals and wastes. Under Component 2 the project will undertake both regional and national interventions.

Regionally, the project will also establish a long-term partnership with private sector partners to export and dispose of end of life vehicles in an environmentally sound manner.

Nationally the project will collect, repack, ship and dispose of 12 tonnes of DDT and 532 metric tons of PCBs and mercury waste from the Pacific region. The outcome of Component 2 is that harmful chemicals and materials present and/or generated in SIDS are disposed of in an environmentally sound manner. Under this component support will also be provided to Pacific countries in reducing emissions through improved waste management practices.

Output 2.1: Pacific SIDS supported in sound repackaging, shipping, collection, and disposal of POPs and mercury waste

PNG historically used DDT for vector borne disease control. Since PNG stopped using DDT stocks have been stored in various location around the country. Said stocks have often been looted, and DDT has been used by local communities used for gardening and shing. During the project preparation phase the project team inventoried and secured remaining 15 tonnes of stocks. PNG also has significant stockpiles of PCB contaminated oil. During the preparatory phase 532 metric tons were tested as positive using PCB field test kits. Additional samples have been collected to confirm PCB concentrations in a laboratory, but this process has been delayed due to COVID-19. As such, estimated volumes should be considered conservative, as they include all field positive samples. PNG Power, owner of the oil is providing cash co-finance to the project and will put in place a system to manage any further PCB contaminated oil identified in the future.

The project will repack, collect, ship and dispose of these wastes. PNG Power will co-finance the disposal of the PCB contaminated oil, and training will be undertaken with PNG Power staff to identify any further PCB contaminated oil.

Activities and interventions under this output are focused at the national level. Regionally, lessons, experiences and project will be shared between SIDS and through the CCKM under through Output 4.4. Regional benefits will include the strengthening of regional capacity in the transboundary movement of waste under the Waigani Convention. Lessons from this work will be shared at the meeting of the Conference of the Parties for the Waigani Convention.

National activities and associated barriers include:

- Activity 2.1.1: Repackaging of PCB contaminated oil, together with DDT waste, ready for export. (It should be noted that the DDT waste was secured and repackaged during project preparation. The repackaging will be checked to ensure it complies with international standards and requirement for shipping. The collection and disposal activity will be undertaken in the first year of the project.
- Activity 2.1.2: Export and environmentally sound treatment and disposal of 15 tonnes of DDT and 523 metric tons of PCB contaminated oil that cannot be treated in PNG. The waste will be shipped by Swire Shipping to Australia, as part of the company's co-finance contribution. This intervention is designed to address the regional barrier of lack of infrastructure to dispose of or treat hazardous waste.
- Activity 2.1.3: Export and phased-out mercury containing products or wastes (including healthcare waste). This intervention is designed to address the regional barrier of lack of infrastructure to dispose of hazardous waste. It is envisaged that work will be undertaken here with the PNG in relation to phasing out the use of mercury in the artisanal small scale mining sector. Specific needs will be determined once the MIA is complete.

Output 2.2: Technical assistance and support for shipping and disposal of end of life vehicles (ELVs) from Pacific SIDS to Asian recycling markets (regional)

ELVs are a common form of bulky waste in all Pacific island countries. ELVs contain POPs (tetraBDE, PentaBDE and DecaBDE) in the plastic components of the car (including dashboard and steering wheel) and in the seats, which are treated with flame retardants. Currently no Pacific country has in place a scrapping scheme, or any other modalities to dispose of ELVs in a systematic way. Some *ad hoc* recycling is occurring in some countries, including Samoa and Vanuatu, where private companies are dismantling vehicles, extracting the steel for the scrap market, and stockpiling, or landfilling the other, POPs-containing parts. These POPs containing articles require management.

To begin addressing this problem, some Pacific countries (including Samoa), have put in place age restrictions on second-hand vehicles being imported into the country. Additional work is required to assess the feasibility of exporting ELVs on a commercial basis, and on environmentally sound management of the POPs component. The POPs guidance stipulates that disposal of the POPs containing portion of ELVs should be in a sanitary landfill. The only regional sanitary landfill is in Suva, Fiji, meaning ELVs cannot be disposed of any of the other Pacific countries.

Private sector partners, led by Swire Shipping, have approached UNEP with interest in establishing a joint venture partnership to develop vehicle recycling as a commercial, or at least cost neutral exercise. These partners have committed significant co-finance to the project. This activity can be viewed as a commercial extension to the current Moana Taka partnership operating in the region to provide free shipping of recyclables from Pacific SIDS to recycling markets. It is noted that Swire Shipping does not cover every Pacific country, nor every outer island of countries it does service. As such the feasibility study will also analyse ways of including Pacific countries and outer islands off Swire routes into the activity.

Regional activities to be undertaken under this Output include:

- Activity 2.2.1: A feasibility study looking at the process, procedures, viability and environmental issues related to collecting and transporting used vehicles for dismantling in Fiji, and then crushing of the steel parts and exporting to recycling markets, and disposing of the POPs containing parts in landfill. This study will include an assessment of opportunities for women in the recycling of ELVs.
- Activity 2.2.2: A recycling partnership will be established with members of the private sector to export end of life vehicles from Pacific countries, disposing of the POPs wastes from vehicles in an environmentally sound manner. This partnership will focus on clearing the extensive legacy issue of disused, abandoned vehicles in Pacific countries.

National activities to be undertaken under this output include:

- Activity 2.2.3: Training for local operators in vehicle dismantling to remove POPs contaminated components, and prepare vehicles for crushing and scrapping. Efforts will be made to encourage women to join this training.

- Activity 2.2.4: Disposal of POPs component of ELVs in line with Basel Guidance on PBDEs. This will likely involve disposal of car parts containing POPs in the sanitary landfill in Suva, Fiji.

This work is complemented by the work of PacwastePlus which is assisting countries in establishing legal frameworks to introduce levy systems charged when new cars are imported, and refunded when the car is turned in for scrapping. This, together with the mainstreaming safe vehicle dismantling into current automobile courses will help ensure that the long-term management of end-of-life vehicles in the region. This regional activity is designed to overcome the barrier of lack of access to markets due to geographical isolation, through a coordinated approach involving the private sector, and aimed toward reaching economies of scale.

Output 2.3: Technical assistance and support for shipping and disposal of end of life vehicles (ELVs) from Pacific SIDS to Asian recycling markets (regional)

In Tonga, the Government of Japan through the JICA/JPRISM Project funded the rehabilitation of Kalaka Landfill into a semi-aerobic landfill to better manage waste in Vava'u. Rehabilitation of Ha'apai and 'Eua landfills using the same semi-aerobic method is a priority of the Tongan government. This work is central to the implementation of the national 3R program to reduce waste and to climate proof the landfills, preventing pollution of the environment with waste. In addition, rehabilitation will reduce the prevalence of residues at the landfill, contributing to a reduction in emissions of POPs.

In Nauru over 50% of household waste is organic and currently going to landfill. Nauru has very little topsoil or growing medium due to widespread phosphate mining, as such composting is an essential resource to upscale the growing of food crops. The activity will also reduce the prevalence of open burning of waste, reducing the generation of dioxins and furans.

Activities and interventions under this output are focused at the national level. Regionally, lessons, experiences and project will be shared between SIDS and through the CCKM under through Output 4.1.

National activities to be undertaken under this Output include:

- Activity 2.3.1: A feasibility and design study will be undertaken to detail a blueprint for the rehabilitation and climate proofing of Tongan landfills.
- Activity 2.3.2: Landfills in Tonga will be rehabilitated and climate proofed using methodology piloted by JICA. This activity is designed to mitigate the risk of a key root cause of poor chemical and waste management, through decreasing the vulnerability of landfills to climatic events, and reducing the burden of natural disasters on waste management infrastructure.
- Activity 2.3.3: A feasibility study and design of national composting system in Nauru. This will detail information on approximate feedstock, and following closely the design adopted by PWP for the Solomon Islands composting facility begin developed to process Honiara market waste.
- Activity 2.3.4: A national composting facility established in Nauru to process organic fraction of the countries' waste, and provide topsoil to communities to ensure food can be grown in Nauru. This activity is designed to overcome the barrier of limited technical capacity and investment in waste management infrastructure, lack of awareness of waste management issues.

Output 2.4: Feasibility analysis and design of waste management systems for atolls completed and made available to all Pacific SIDS

Kiribati is series of a low-lying coral atolls. Throughout the country there are only four operational waste disposal sites. Three are located on coastal areas on South Tarawa, the capital. These dumping sites are not well designed thus the walls often break down during king tides and heavy rains. The wastes dumped at these sites were mixed with high volume of organic wastes. The outer islands (with the exception of Kiritimati) have no disposal sites, nor waste collection systems and wastes are being openly burned, or dumped at sea or on land. Currently 32 outer islands of Kiribati lack any form of managed waste disposal. Support is urgently needed to improve waste management on the outer islands, to prevent waste entering the ocean.

Activities and interventions under this output are focused at the national level. All activities will be gender inclusive, ensuring the voices of women are heard, and opportunities for the meaningful participation of women are provided. Regionally, lessons, experiences and project will be shared between SIDS and through the CCKM under through Output 4.1.

National activities planned under this output include:

- Activity 2.4.1: Feasibility study for an improved national solid waste management system, and an atoll appropriate landfill designed in Kiribati. It is foreseen that the Programme will also play a catalytic role, supporting the development of preparatory work for larger investment activities. The Programme will work with non-GEF co-financing sources to ensure these investments are realised. This activity will contribute to overcoming the barrier of limited adequate landfills.
- Activity 2.4.2: Detailed design and costing for atoll appropriate landfill.
- Activity 2.4.3: Design of recycling management system for management of recyclable component of waste on atolls.

COMPONENT 3: Safe management of products entering SIDS/closing material and product loops for products

Limited recycling opportunities, due to lack of critical mass, isolation of outer islands, and significant distances of from recycling markets, pose an ongoing challenge to SIDS. For products that are required in Pacific countries, there is a need to close product loops and establish effective circular and life-cycle management systems to ensure that these products are managed safely at the end of life.

Under Component 3 regional and national activities will be undertaken to overcome current barriers. The project will establish a regional system to provide ongoing regional support to countries on healthcare waste management. The project will also fund regional training opportunities in e-waste dismantling. Co-financing project partner PWP is convening e-waste dismantling for key Samoa stakeholders. The project will fund Cook Islands and Solomon Islands representatives to attend this training, which is highly relevant to both countries' national activities, focusing on e-waste.

It will also establish national systems to close product loops on key waste streams. These include e-waste, bulky wastes, plastics, and used engine oil. ISLANDS support for national activities hinges on PIC preparedness to take a long-term approach to management of these difficult wastes (through regulatory approaches addressed in Component 1), and the identification of private sector partners.

The outcome of Component 3 is the prevention of build-up of harmful materials and chemicals through establishment of effective circular and life-cycle management systems in partnership with the private sector.

Output 3.1: Tools, TA and training for the Establishment of e-waste dismantling and recycling system (national and regional), results documented and made available to all Pacific SIDS

The Cook Islands worked with Pacwaste (2016-2018) to complete an initial design for an e-waste dismantling system. Some export of e-waste has been completed, but assistance is required to scale up the system, and to include outer islands. The planned work in the Cook Islands will be in close coordination with PWP, which is working on improving legislation related to recycling (as noted in Table 11). The Solomon Islands is receiving support from PWP to conceive and develop an e-waste management system, including supporting legislation. Incremental assistance is sought from ISLANDS to scale up and operationalize the system. Vanuatu has also prioritized the systematic management of e-waste as its national activity. Activities in the Solomon Islands and Vanuatu will be closely aligned to the work of AFD, which (as noted in Table 11) is focused on the sustainable financing of waste.

Consultations with the Government of Samoa resulted in the identification of residual waste generated by market-driven recycling activities as a significant new waste stream. Recyclers working in Samoa focus on recovering the most valuable parts of electronic goods such as fridges and washing machines, leaving significant residual waste (which is recyclable, but not economic enough to drive recycling) to be disposed of in landfill. Samoa has requested assistance to review this situation and develop a plan to improve efficiency of recycling operations in Samoa to achieve maximum environmental benefit.

In Samoa PWP is working to establish e-waste recycling, and ISLANDS activities will be executed synergistically with this. There is significant regional interest in piloting "remaking workshops" in an effort to divert waste from landfill, and provide a space for vocational learning. As the median age in the Pacific is 23 years old and unemployment is high, sustainably livelihoods are desperately required. The concept of "remaking" from waste materials is seen a potential contributor to both increased sustainable livelihoods and decreased waste.

Regional activities planned under this output include:

- Activity 3.1.5: Attendance of Cook Islands, Solomon Islands and Vanuatu representatives (and identified e-waste stakeholders) at the PWP training on e-waste dismantling in Samoa. The project aims for gender equality in training.
- Activity 3.1.6: Establishment of an electronic repair shed in Samoa. This facility will be an extension to an e-waste dismantling and recycling facility being established under PacwastePlus. Activities under the ISLANDS contribution will involve establishing community education and courses on electronic waste repair, to provide opportunities for community members to visit the repair shed and learn how to repair, as opposed to dispose of devices. It will also involve repair and resale of collected bulky waste, to divert waste from landfill and provide low cost goods to residents. Special attention will be placed on the participation of women, with specific activities to target women's groups. This activity is designed to overcome the barrier of limiting recycling opportunities in SIDS, as well as improving technical capacity to store and manage hazardous substances. Although this pilot activity is planned for Samoa, it is considered a regional pilot, as if successful, it may be replicated within the project in another country (depending on activity outcomes and successes and available budget).

National activities planned under this output include:

- Activity 3.1.1: Establishing e-waste repair, dismantling facilities and recycling systems in the Cook Islands and Vanuatu, in cooperation with private sector partners and the national recycling associations. E-waste collection and reception facilities will also be established on outer islands. This activity is designed to overcome the barrier of limiting recycling opportunities in SIDS, by working with the Communication, Coordination and Knowledge Management Project to identify environmentally sound e-waste recyclers, as well as improving technical capacity to store and manage hazardous substances.
- Activity 3.1.2: Establishing e-waste repair, dismantling facilities and recycling systems in the Cook Islands and Vanuatu, in cooperation with private sector partners and the national recycling associations. E-waste collection and reception facilities will also be established on outer islands. This activity is designed to overcome the barrier of limiting recycling opportunities in SIDS, by working with the Communication, Coordination and Knowledge Management Project to identify environmentally sound e-waste recyclers, as well as improving technical capacity to store and manage hazardous substances.
- Activity 3.1.3: Establishing e-waste repair, dismantling facilities and recycling systems in the Solomon Islands, in cooperation with private sector partners and the national recycling associations. E-waste collection and reception facilities will also be established on outer islands. This activity is designed to overcome the barrier of limiting recycling opportunities in SIDS, by working with the Communication, Coordination and Knowledge Management Project to identify environmentally sound e-waste recyclers, as well as improving technical capacity to store and manage hazardous substances.
- Activity 3.1.3: Export of e-waste from Cook Islands, Solomon Islands and Vanuatu for recycling.
- Activity 3.1.4: Review of recycling activities in Samoa and development of plan to reduce residual waste from recycling, improving the net environmental benefit of recycling activities.

Output 3.2: Operationalisation of waste transfer and sorting stations for bulky waste and recycling results documented and made available to all Pacific SIDS

Due to limited space in landfills and the need to prevent the generation of hazardous waste through burning of municipal waste, Kiribati, Nauru, Niue, Palau, the Marshall Islands, Tonga and Tuvalu are seeking to establish waste transfer facilities to sort, process and establish recycling systems for wastes. In Tuvalu and in Tonga these facilities will be established on outer islands, as these islands currently lack access to recycling infrastructure. Work in Kiribati and the Marshall Islands will be closely aligned with work planned under the AFD (and detailed in Table 11) on improving sustainable financing of waste.

Activities and interventions under this output are focused at the national level. Activities will include a focus on providing meaningful opportunities for the participation of women. Regionally, lessons, experiences and project will be shared between SIDS and through the CCKM under through Output 4.1.

National activities planned under this output include:

- Activity 3.2.1: Establishment of operationalisation of waste transfer and sorting stations in outer islands of Kiribati, Tonga and Tuvalu, to facilitate recycling in currently unserved communities including outer islands.
- Activity 3.2.2: Scale up of national recycling activities in Kiribati, Tonga and Tuvalu, in partnership with the private sector, to put in place ongoing systems of recycling of plastic waste. These activities are designed to address the barriers of limited recycling systems and lack of awareness.
- Activity 3.2.3: Establishment of operationalisation of waste transfer and sorting stations in Nauru. These activities are designed to overcome the barrier of limited recycling opportunities.
- Activity 3.2.4: Establish plastics and bulky waste recycling systems in Tonga and Niue. These activities are designed to overcome the barrier of limited recycling opportunities.

Output 3.3: Establishment of used oil management of used oil management systems in SIDS results documented and made available to all Pacific SIDS

FSM has a used oil stockpile of 900,000L. Assistance was provided under GEF ID 4066 to dispose of 70,000L (through export to New Zealand for recycling and the construction of a used oil storage facility). FSM recognizes the need to put in place a levy system on the import of oil, to ensure funds are available for disposal (assistance in this regard it proposed under Component 1). Assistance is also required to establish additional used oil storage facilities, as well as developing agreements with used oil recyclers, and organising the export of legacy used oil). Without assistance, used oil is being disposed of indiscriminately and often burned, resulting in uPOPs emissions.

Activities and interventions under this output are focused at the national level. Regionally, lessons, experiences and project will be shared between SIDS and through the CCKM under through Output 4.1.

National activities include:

- Activity 3.3.1: Establishing used oil management and used oil collection systems in four states of FSM. This will include the construction of temporary used oil storage facilities, replicating the successful model developed under GEF ID 4066, which funded and oversaw the construction of temporary used oil storage in Ponphei. Additional storage facilities are required on Chuuk, Kosrae and Yap.
- Activity 3.3.2: Technical assistance with the disposal of used oil from Chuuk, Kosrae, and Yap, including identifying and negotiating with buyer for used oil.
- Activity 3.3.3: Technical assistance with management of used oil into the future, including through the assessment and of the feasibility of using used oil as a diesel extender on Kosrae and potentially in other states.
- Activity 3.3.4: The development of a national used oil management to guide and communicate plans for long-term management of used oil in FSM, once the levy is in place.

Output 3.4: Technical backstopping provided to manage healthcare waste to Pacific SIDS

Current mismanagement of healthcare waste in the Pacific is resulting in emissions of dioxins, furans, as well as mercury. This mismanagement is due in part to the failure of countries to maintain and appropriately utilize the healthcare waste incinerators provided through a European Union healthcare waste project funded through the EDF10 from 2014-18.

SPREP, as the implementation partner of the PWP is currently undertaking activities to understand, and to improve, healthcare waste management in 14 Pacific Island Countries. Available funding under the PWP Programme is insufficient to undertake all necessary actions, and with the impact of the COVID-19 pandemic on healthcare waste, SPREP has called for a multi-donor response is required to ensure adequate management of healthcare waste throughout the region.

A regional response has therefore been proposed as part of the ISLANDS alternative scenario. The regional response proposes to provide support to Pacific countries in healthcare waste management, primarily in ensuring the proper functioning of incinerators, in order to reduce uPOPs emissions. It is noted that there are many more incinerators in the region than those included on the PWP inventory. The technical backstopping facility will be open to support all healthcare management incinerators.

It is noted that this work is in addition to a smallscale technology study currently being undertaken by PWP. Technologies, such as autoclaves are being assessed. The backstopping facility will also provide support on other technologies where appropriate, drawing in lessons from other GEF funded healthcare waste management initiatives.

Regional activities and associated barriers include:

- Activity 3.4.1: Establish technical backstopping facility for management for healthcare waste in the Pacific. This involves the convening of multiple donors (including the EU and GIZ) to establish a technical backstopping service for healthcare waste incinerators in the region. This is intended to overcome the regional barrier of lack of investment in infrastructure, and lack of technical personnel.

National activities include:

- Activity 3.4.2: Provision of ongoing technical support to maintain healthcare waste incinerators in the Pacific region. This includes emissions monitoring, ensuring that POPs are not emitted. This will also include special attention to mercury-added products that may have entered the waste stream. Support will be provided in establishing processes to ensure segregation of mercury-containing medical devices.

COMPONENT 4: Knowledge Management and Communication

A key component of the project is overall coordination, knowledge management, communication and outreach, within the Pacific region, and to the Communication, Coordination and Knowledge Management Project. The Communication, Coordination and Knowledge Management Project is responsible for receiving and disseminating knowledge from all projects, and will provide templates for the development of knowledge assets. The Communication, Coordination and Knowledge Management Project is also responsible for executing the Programmatic communication strategy which sets out and monitors the overall coordination and communication of knowledge generated by child projects of the ISLANDS Programme.

Under this Component of the Pacific project activities will be undertaken to generate knowledge from project activities, and to disseminate knowledge from these activities, as well as from the wider Programme. Specifically, Component 4 the project will communicate national systems on sustainable financing, to assist in improving the uptake, and ultimate success of these initiatives. It will also include activities related to changing behaviours related to waste management, through extensive community education, and specific activities targeted at youth. The project will also support activities related to a regional campaign to work towards a Mercury Free Pacific. All of these activities will involve the generation of specific knowledge assets to be shared with the Communication, Coordination and Knowledge Management Project and disseminated to other SIDS regions, through other regional child projects. The outcome of Component 4 is that knowledge generated is disseminated to, and applied by SIDS.

Information will flow between the Communication, Coordination and Knowledge Management Project and the child project, through the project coordinators. Information will also flow between regional child projects through moderated communities of practice on issues of global relevance including end of life vehicles, e-waste and healthcare waste. The following diagram provides a visual representation of this proposed data flow. Interested stakeholders will be invited to join relevant communities of practice. These communities will be moderated and facilitate direct information exchange, peer-to-peer learning, and network building.

ISLANDS PACIFIC
HUB and SPOKE DIAGRAM

COPs: community of practice

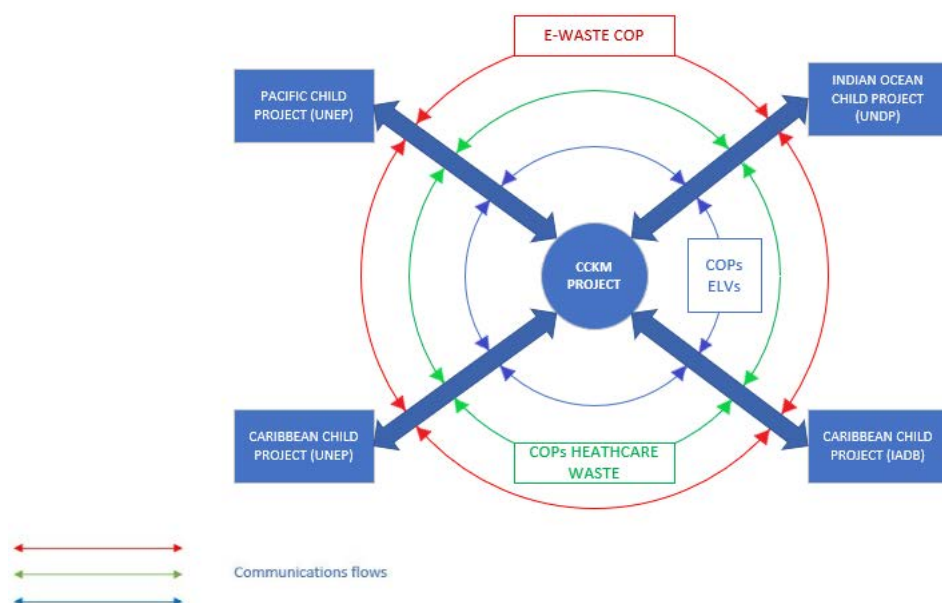


Figure 4: Pacific Child Project, Hub and Spoke diagram

Output 4.1 Communication of national systems on sustainable financing

The Cook Islands, FSM, Nauru and Niue have requested assistance in developing sustainable financing measures for various wastes (including e-waste, used oil, and bulky waste). Communities are yet to be fully informed or consulted on these plans, or eventual measures.

Interventions planned include the following national level activities and seek to overcome the current barrier of lack of awareness of chemicals and waste issues:

- Activity 4.1.1: National communications of new measures for e-waste recycling and management in the Cook Islands. This will include the main islands of Rarotonga and the outer islands in both the north and the south of the country. Currently there is no e-waste collection, or recycling on the outer islands, so extensive community consultation and awareness will be completed on each outer island, to ensure residents are aware of the opportunity to recycle e-waste.
- Activity 4.1.2: State-based communications on oil recycling levy and take back system in the four states of FSM. FSM has started some work on addressing the problem of used oil, but extensive communication activities are required in all states to ensure that the system is fully operationalized, and all used oil collected at centralized points for recycling.
- Activity 4.1.3: National communications of new composting and recycling system in Nauru. Nauru currently has very little recycling. Under the project a centralized recycling facility will be established at the landfill to reduce the waste going to landfill, and increase recycling. Special focus will be on composting, as Nauru requires fertile topsoil to grow crops. A national communication campaign will be undertaken to educate the population about composting and recycling.
- Activity 4.1.4: National communication and outreach on the introduction of import levies to fund recycling of bulky wastes in Niue. This includes educating the Niuean population on new disposal and procedures, as well as consulting the population on the waste levy included in the departure tax (AUD20 per passenger).
- Activity 4.1.5: Detailed case studies and fact sheets on each of the national activities will also be developed as knowledge assets and shared with the Communication, Coordination and Knowledge Management Project, and among Pacific SIDS.

Output 4.2: Community education activities and programmes on waste management behaviour designed and conducted

In the context of the Minamata Convention MIA activities being undertaken in the region, SPREP is planning on promoting mercury free Pacific. Such a plan would involve including this on the agenda of the 2021 SPREP meeting, with the aim of getting Pacific countries to pledge commitment. From this a regional strategy will be developed to guide regional and national actions to eliminate mercury.

The Government of Tuvalu is undertaking a concerted national effort to reduce waste generation, increase recycling rates, and improve waste management. This requires changes in behavior across Tuvalu, at both the individual and community levels.

Activities under the component to change behaviours around certain wastes, are being undertaken both regionally and nationally. All activities under this output have been designed to address the barrier of lack of awareness of sound management of chemicals and wastes.

Regional activities include:

- Activity 4.2.1: Extensive regional campaign to promote a "Mercury Free Pacific" related to phasing out mercury medical devices and dental amalgam throughout the region. It is envisaged that Pacific leaders will lend high level support to this campaign at the SPREP meeting in 2021. In the lead up to this the project will develop a series of high level communications to engage Pacific leaders in the issues of mercury, to improve understanding of the aims of the Minamata Convention, and of leaders' knowledge in products containing mercury, and their available alternatives. This improved understanding by leaders is expected to facilitate high level support to agree to phase out mercury containing products regionally at the 2021 SPREP meeting. It is noted that these devices are actually a subset of mercury, and careful communication will be required, as well as other measures put in place, to achieve a mercury free Pacific. Such measures are likely to include, but are not limited to, working on reducing open burning, and ensuring that no mercury containing waste enters the recycling stream.
- Activity 4.2.2: A regional action plan will be developed to phase out products from 2022-2025. This regional action plan will provide regional guidance for countries to follow to meet the requirements of the Minamata Convention.
- Activity 4.2.3: A detailed case study and fact sheet will also be developed as knowledge assets and shared with the Communication, Coordination and Knowledge Management Project, and among Pacific SIDS.

National activities include:

- Activity 4.2.4: Behavioural change activities and community education in Tuvalu. Tuvalu is undertaking a concerted national effort to reduce overall waste generation, increase recycling rates, and improve waste management. This requires changed behavior at the individual and community level and the project will support Tuvalu in training communities and individuals, with the aim of achieving a "Litter Free Tuvalu."
- Activity 4.2.5: Detailed case studies and fact sheets will also be developed as knowledge assets and shared with the Communication, Coordination and Knowledge Management Project, and among Pacific SIDS.

Output 4.3 Widespread engagement of youth through Tide Turners program (regional)

Across the Pacific region half of the population is aged under 23 years of age. In Melanesia more than a third are aged 14 and under. PNG, Solomon Islands, and Vanuatu are recording population growth rates of 2%, or more, double the global average annual growth rate. The involvement of young people is central to changing behaviors related to waste management. UNEP Youth developed the Plastic Tide Turners badge, together with the Scouts, a leadership challenge to educate and empower young people to change their own behavior and that of their communities. UNEP has already established a successful programme to raise awareness on the impact of plastic pollution with youth movements including World Organization of Scout Movement, Junior Achievement and the World Association of Girl Guides and Girl Scouts in nearly 20 countries. This has so far reached over 100,000 young people, and aims through activities in this project to reach an additional 150,000 Pacific youth. Scouts has some presence in the Pacific, but the Tide Turners program is relevant to all youth groups. As such, the program will be rolled out in faith based youth groups, sports youth groups, other youth organizations and schools.

This regional activities under this output is designed to overcome the barrier of lack of awareness of sound management of chemicals and wastes, and will target both boys and girls:

- Activity 4.3.1: Widespread rollout of the UNEP Youth Tide Turners programme (part of the global Earth Tribe <https://earthtribe.scout.org/>). First year activities will focus on Fiji, PNG, Samoa, Palau, Kiribati, Vanuatu, and in the second-year activities will focus on the Solomon Islands, Tonga, Marshall Islands and Nauru. The project will work through a series of locally based implementing partners which include Scouts groups, church groups and schools to engage, educate and empower youth to take action on addressing plastic waste and preventing pollution. Pacific youth will be networked through the Tide Turners app.
- Activity 4.3.2: Detailed case studies and fact sheets will also be developed as knowledge assets and shared with the Communication, Coordination and Knowledge Management Project, and among Pacific SIDS.

Output 4.4: Best practices in Pacific SIDS on hazardous waste management documented and made available reporting through the global component

For projects under the ISLANDS Programme to equate to something greater than the sum of their parts, effective coordination is required. This is the role of the Communication, Coordination and Knowledge Management Project child project. For the Communication, Coordination and Knowledge Management Project child project to be successful, it requires consistent, high quality inputs from the project.

Regional activities include:

- Activity 4.4.1: Regularly quarterly reporting to the Communication, Coordination and Knowledge Management Project on project activities. This will include the forwarding of project case studies and fact sheets to the Communication, Coordination and Knowledge Management Project for finalization and distribution to other SIDS.
- Activity 4.4.2: Regular receipt of information, knowledge assets and information from Communication, Coordination and Knowledge Management Project packaged and read for distribution to relevant stakeholders.

4) Alignment with GEF focal area and/or Impact Program strategies

The Chemicals and Wastes focal area is the only GEF focal area with a specific programme for Small Island Developing States (SIDS) and Least-Developed Countries (LDCs). The ISLANDS Programme is specifically mentioned in the GEF-7 Framework and is a flagship programme. The ISLANDS Programme is complementary to, but not directly under any of the GEF-7 Impact Programs.

The GEF-7 investment framework for chemicals and wastes seeks to:

- Eliminate/restrict/control emissions from chemicals listed under the Stockholm Convention.
- Eliminate mercury emissions and releases.
- Support SAICM objectives, including building capacity for e-waste management and HHPs.

- Make efforts to deal with marine littering / micro-plastics from nationally derived sources and so influence industrial manufacturing and pollution management from plastics across SIDS.
- Inform decisions and actions in the agricultural sectors in countries in order to better integrate the work of the Conventions into national level agricultural policy.

ISLANDS is in full alignment with GEF-7 Programming direction on SIDS^[93], which supports:

- Implementing Sustainable Low and Non-Chemical Development Strategies in SIDS and LDCs.
- Promoting Best Available Technologies (BAT) and Best Environmental Practices (BEP) to reduce UPOPs releases from sectors relevant to the Minamata and Stockholm Conventions in SIDS and LDCs.
- Promoting cleaner health-care waste management based on the lessons learnt from GEF funded healthcare waste projects to reduce uPOPs and mercury releases.
- Strengthening the management system for e-waste, addressing all stages of the life cycle (i.e. acquisition of raw materials, design, production, collection, transportation and recycling) in SIDS and LDCs.
- Phasing out of mercury-containing products.
- Undertaking gender mainstreaming and project monitoring and evaluation.
- Developing a strategy to ensure that technical assistance and investments are solidly linked to enhance countries' ability to deal with the management of POPs and mercury in a sustainable manner.

The ISLANDS Programme is also fully aligned with the GEF-7 principles of cost-effectiveness; sustainability; innovation; private sector engagement; promotion of resource efficiency (including circular economy approaches); and building on the use of existing networks.

GEF-7's chemicals and wastes approach focuses on sectors as an entry point to change, rather than taking a chemical-by-chemical approach. In response the ISLANDS Programme components were designed to facilitate child projects meeting the aims of the investment framework in each of the three regions through engaging with specific sectors.

In Component 1, preventing the future build-up of chemicals, the project will focus on assisting countries with instituting legislative measures to control imports, emissions, and establish sustainable financing mechanisms.

In Component 2, managing and disposing of existing hazardous chemicals, products and materials, the project will eliminate emissions and releases through chemical disposal, as well as develop partnerships with the private sector to address potentially hazardous wastes, such as end of life vehicles, in a sustainable way.

In Component 3, preventing the future build-up of chemicals entering SIDS through the development of end-of-life systems, will be achieved through establishing regional recycling systems, in partnership with the private sector, and working with communities and civil society group to establish remaking and repair spaces to reduce e-waste through device repair.

In Component 4, the project will generate, communicate and share the knowledge developed from the above components among SIDS, through the Communication, Coordination and Knowledge Management project.

5) Incremental/additional cost reasoning and expected contributions from the baseline, the GEFTF, LDCF, SCCF, and co-financing;

Globally, there is a well recognized need for investment in the waste management sector in Small Island Developing States (SIDS). According to the Global Waste Outlook^[94], of the funding made available to support improved waste management in the last decade, two-thirds of this has been invested in just ten middle-income countries^[95]. Making the necessary finance for investment available to least developed countries (LDCs) and SIDS, which face unique challenges and often lack basic infrastructure, is a major challenge which this ISLANDS Programme aims to overcome.

In the case of chemicals and wastes management in SIDS, GEF financing has a significant catalytic role in orientating countries onto a more sustainable development pathway. That catalytic effect is achieved through the focusing on achieving global environmental benefits (GEBs). Achievement of the GEBs is based on activities linked to promoting the avoidance of specific chemicals through stronger import controls (including banning mercury containing medical devices), and instituting sustainable financing systems on products that results in hazardous waste at end of life, integrating principles such as circularity at national and regional level. This includes investment in waste collection and associated recycling systems and, through the strengthening and where possible harmonization of national policies (to ensure regional equivalence on CDL, advanced disposal fee, and other levies to finance waste management).

GEF financing under this project has also resulted in the commitment of \$35 million in co-finance from Swire Shipping to develop a long term commercially viable recycling operation for ELVs. The commitment of this project to fund the feasibility study for this operation, catalyzed Swire into fast-tracking this commitment.

GEF financing under this project is focused on enabling Pacific SIDS to align and integrate priorities in a manner that will minimize trade-offs in generating GEBs, while achieving sustainability and development goals. All outputs proposed deliver both local and global benefits. The relationship of the national and regional level outputs to global benefits, that is, GEF's incremental contribution, is outlined in Table 5, below.

Table 5: Incrementality of proposed project outputs

Project Component	Outputs	GEBs achieved through interventions
1. Preventing the Future Build-Up of Chemicals Entering SIDS	1.1: Robust legislative frameworks for waste in place Pacific SIDS 1.2: Strategies to reduce hazardous imports in place in Pacific SIDS 1.3: Model legislation to control mercury containing products for use by Pacific SIDS	<ul style="list-style-type: none"> Indirectly decreased emissions, through improved management of wastes Toxic chemicals reduced, through – reduction and avoidance of chemicals of global concern Reduction/elimination of Mercury
2. Safe Management and Disposal of Existing Chemicals, products and materials	2.1: Repackaging, shipping and collection of POPs and mercury waste 2.2: Shipping and disposal of end of life vehicles (ELVs) from Pacific SIDS to Asian recycling markets 2.3: Improved residual waste management to reduce emissions 2.4 Feasibility analysis and design of waste management systems for atolls	<ul style="list-style-type: none"> Reduction/elimination of Mercury Toxic chemicals reduced, through disposal/destruction of chemicals of global concern and their waste in the environment and in processes, materials and products. Toxic equivalent TEQ reduced through - reduction, avoidance of emissions of POPs to air To facilitate investment mobilization by development banks.
3. Safe Management of Products entering SIDS/Closing Material and Product loops for Products	3.1 Establishment of e-waste dismantling and recycling system 3.2 Operationalisation of waste transfer and sorting stations 3.3 Establishment of used oil management of used oil management systems in SIDS 3.4 Establishment of plastics and bulky waste recycling system	<ul style="list-style-type: none"> Toxic chemicals reduced, through disposal/destruction of chemicals of global concern and their waste in the environment and in processes, materials and products Avoidance of marine litter Toxic equivalent TEQ reduced through - reduction, avoidance of emissions of POPs to air Avoidance of marine litter
4. Knowledge Management and Communication	4.1 Communication of national systems on sustainable financing 4.2 Behaviour change in Pacific SIDS communities through community education on waste management 4.3 Widespread engagement of youth through Tide Turners program 4.4 Regional campaign to promote mercury-free Pacific	<ul style="list-style-type: none"> Increased beneficiaries resulting from project interventions Avoidance of marine litter Avoidance of marine litter Reduction/elimination of Mercury

Component 4 of the project will develop knowledge products and promote SIDS learning, through transfer of these products to the global Communication, Coordination and Knowledge Management child project. The Communication, Coordination and Knowledge Management project will develop a repository for knowledge, and communicate this knowledge to child projects in all regions. This will extend the benefit of project investments and thereby ensure important and costly resources developed under the project are available to all relevant stakeholders. Better use of resources means additional SIDS beneficiaries for a marginal investment.

6) Global environmental benefits (GEFTF) and/or adaptation benefits (LDCF/SCCF)

GEF investments in the chemicals and wastes focal area seek to prevent a toxic legacy through both reducing existing stockpiles and preventing the use and emissions both current and future of the chemicals covered under the Minamata and Stockholm Conventions.

The ISLANDS Programme is conceived as the first integrated attempt to assist SIDS across several regions to address chemicals and waste issues at the sectoral level. By addressing objectives of the Stockholm and Minamata Conventions and SAICM, the Programme will look to broaden the scope of interventions to address the wider chemicals and waste management issues unique to SIDS. This will also be achieved through ensuring the GEF investment is fully integrated with the large number of other ongoing and planned interventions across the regions in this sector.

6.1 Chemicals and Wastes GEBs

The child project is designed to provide support Pacific SIDS in improving chemicals and waste management in line with international commitments and national plans (as outlined in Section 7). The project, through both regional and country level activities (outlined in Section 1a), is anticipated to lead to the global environmental benefits, significantly higher than those forecast at PFD submission.

The following table presents a summary of forecast GEBs based on baseline research and a series of assumptions. The methodology for the calculation of the GEBs is outlined in the following section (1.b).

Table 6: Breakdown of chemicals and wastes GEBs forecast from project activities

Core indicators		Predicted totals in PFD submission	GEB forecast at project submission
Core Indicator 9 <i>Reduction, disposal/destruction, phase out, elimination and avoidance of chemicals of global concern and their waste in the environment and in processes, materials and products [Metric Tons]</i>		105.51	548.08
Core Indicator 9.1 <i>Solid and liquid Persistent Organic Pollutants (POPs) removed or disposed (POPs type) [Metric Tons].</i>	DDT	100	12
	PCBs	1	532
	PentaBDE	0.01	0.34
	OctaBDE	1	0
	tetraBDE		0.19372
	hexaBDE		0.047
	heptaBDE		0.00293
Core Indicator 9.2 <i>Quantity of mercury reduced [Metric Tons]</i>	Mercury Containing Products	1	1
	Liquid mercury for ASGM	2.5	2.5
Core Indicator 9.4 <i>Number of countries with legislation and policy implemented to control chemicals and waste [number]</i>		10	10
Core Indicator 9.6 <i>Tons of contaminated materials/products.</i>		5,050	4,338 [1]
Core Indicator 10 <i>Reduction, avoidance of emissions of POPs to air from point and non-point sources [g-TEQ]</i>		8	8
Core Indicator 5.3 <i>Amount of Marine Litter Avoided [Metric Tons]</i>		28,000	28,000
Core indicator 11 <i>Number of direct beneficiaries disaggregated by gender as co-benefit of GEF investment</i>		200,000	200,000 (m: 100,000; f: 100,000)

6.1 GEBs methodology and assumptions

Global environmental benefits (GEBs) for core indicator 9.1 were calculated based on the responsible disposal of PCBs and polybrominated diphenyl ethers (PBDE).

The total amount of PCB was taken from the Papua New Guinea scoping report conducted as part of the PPG and attached as Appendix 11 which identified 611,720 litres of waste oil containing PCBs. This value was conservatively converted to metric tons using the relatively light mass density of mineral oil (870 kg/ m³). Thus, the total amount of PCB waste oil to be disposed of is approximately 532 tons.

In addition to PCB, the project will facilitate the disposal of POPs pesticides. Twelve tons of DDT stockpiles were identified and safeguarded during the PPG. These will be repackaged and destroyed in an environmentally sound manner as part of the project.

The total PBDE to be disposed of was calculated using the Stockholm Convention POPs inventory guidance.⁹⁷ The guidance provides a simple equation for the calculation of total penta-, tetra-, hexa- and hepta-BDE contained in automobiles built between 1974–2004. Specifically, the calculation assumes that affected cars and trucks each contain 160 grams of commercial PentaBDE (c-PentaBDE), which was used as a flame retardant in polyurethane foam seat cushions. For buses a value of 1,000 grams c-PentaBDE is used. The calculation further assumes that 50 % of cars manufactured in the United States during this time period were affected while only 5 % of cars manufactured in Asia were affected. Data were not available for other regions. The total c-PentaBDE in each car is then used to approximate the total grams of the homologues above (penta-, tetra-, and so on) which are the values reported to the Stockholm Convention. The current project has a target of safely disposing 5 % of the stockpile of End of Life Vehicles (ELVs) in each country beginning in year 2. Waste audit data from Palau (Appendix 11), vehicle registrations statistics and population data were used to approximate the total stockpile of ELVs in each country. In total a stockpile of 35,000 ELVs was conservatively estimated in the 14 countries. Bus data was more difficult to calculate and was arbitrarily set at the safe disposal of 10 buses in each of the 14 countries over the life of the project. For the purpose of calculating GEBs a conservative estimate of 80 % was used as the proportion having been manufactured in Asia, while 20 % was used as the proportion having been manufactured in the United States. GEB calculations assume the safe disposal of 5 % of the baseline (n=1,745) of ELVs beginning in year 2 and extending for a total of 10 years. These assumptions result in a total c-PBDE estimate of 587 kg over 10 years and the following estimate for its homologues: hepta- (2.93 kg); hexa- (47 kg); penta- (340 kg); and tetra- (193 kg).

With regard to mercury use in ASGM, relatively little is known about the situation in much of the region. The project will focus the majority of its efforts on Papua New Guinea, which is the 15th largest producer of gold in the world exporting 72.9 tonnes annually. The number of small-scale miners in Papua New Guinea is estimated to exceed 108,000, with most using mercury in gold concentration. The project will limit the importation of Hg in the region through legislative updates reducing inputs by a conservatively estimated 2.5 tonnes. Similar efforts will target mercury-added products reducing mercury imports by 1 tonne. Thus the project's total contribution to indicator 9.2 will be 3.5 tonnes. Related legislation on chemicals including mercury will be adopted in 10 countries, reported against indicator 9.4.

For the purpose of estimating GEBs against core indicator 9.6, the total mass of equipment containing > 50 mg/kg PCB oil during the Papua New Guinea scoping mission (Appendix 11) was used. The scoping report identifies 11 discrete pieces of equipment (including transformers and storage tanks) totalling approximately 145 tons. In addition the total weight of the polyurethane foam in car, truck and bus seats was calculated following Stockholm Convention guidance. In the case of cars and trucks, a value of 160 kg of contaminated materials was used. In the case of buses, 1,000 kg was used. Assuming the same disposal targets outlined for PBDEs under indicator 9.1, this equation results in the responsible disposal of 4,193 tonnes of PBDE contaminated material. Thus the total contribution of the project to indicator 9.6 is 4,338 tonnes.

For indicator 10, the project seeks to reduce and avoid the emissions of 8 g TEQ of POPs to air from point and non-point sources. The quantity of 8 g TEQ identified at PFD stage for reduction and avoidance remains valid. As for indicator 11, it is expected that the project will positively impact 20% of the population (~ 200,000 direct beneficiaries) of the participating countries through direct demonstration sites, improved control mechanism and dissemination activities in component 4.

Marine Litter:

In addition to avoidance and elimination of POPs and mercury, the project will prevent an estimated 28,000 tonnes of plastic pollution throughout the five-year execution phase, which is equivalent to the quantity predicted at the initiation of the PPG Phase. The baseline information for this reduction was initially linked to the efforts by the participating countries to ban and phase out the use of plastic bags and polystyrene products, which form a large part of the marine litter that is generated in the Pacific Ocean.

4) 6.3 Forecast GEBs from other focal areas

As noted by the STAP review the project has the potential to generate GEBs beyond the chemicals and waste focal area including: biodiversity benefits (through the prevention of harmful impacts of chemicals and waste on terrestrial and marine ecosystems); international waters benefits (through the prevention of chemical pollution and plastic pollution of international waters); and climate change benefits (through the mitigation of greenhouse emissions from poor waste management). The STAP recommended analysis of these co-benefits should be carried out at the PPG stage and that national interventions be designed to maximize these co-benefits.

The following table outlines the specific biodiversity, international waters, and climate change benefits predicted. A methodology for monitoring these will be developed during inception, in consultation with other Biodiversity Focal Area projects being executed by SPREP.

Table 7: GEBs forecast from other focal areas

Focal area	GEB	Project activity
Biodiversity: prevention of harmful impacts of chemicals and waste on terrestrial and marine ecosystem.	3.1 Area of degraded agricultural land restored:	1 Hectare in PNG as a result of clean up, collection, and repackaging of DDT waste from agricultural site.
International waters: Prevention of chemical and plastic pollution to international waters	5.2. Number of Large Marine Ecosystems with reduced pollution and hypoxia.	The project will support improved waste management and recycling initiatives in eight large marine ecosystems (Fiji; FSM; Marshall Islands; Niue; Palau; Samoa; Tonga; Tuvalu). All of these activities are designed to reduce pollution being discharged to international waters.
Climate change: CO2 Emissions avoided.	6.2. Emissions avoided. (The exact amount of CO2 emissions avoided will be calculated during project execution and reported.)	Expected through the rehabilitation and climate-proofing of landfills in Tonga.

7) Innovativeness, sustainability and potential for scaling up

The objective of this child project is to prevent the build-up of materials and chemicals in the environment that contain POPs and Mercury and other harmful chemicals in Pacific SIDS, and to manage and dispose of existing harmful chemicals and materials in Pacific SIDS.

The project has been designed to include numerous innovations, including:

- Linking with previously isolated SIDS regions. Interventions in the Caribbean, Indian Ocean and the Pacific regions have traditionally occurred in isolation from each other. As a child project of the ISLANDS Programme, this project is linked with activities occurring in other SIDS regions. This will facilitate Pacific SIDS stakeholders having the opportunity to communicate, participate in communities of practice, share experiences, and learn from each other at the global level.
- A regional approach with high level support for the phase out of mercury in medical devices. The project is supporting a Mercury Free Pacific Campaign, an idea generated by Pacific representatives during regional project consultations. The Campaign will be launched at the SPREP meeting, to facilitate high level ministerial buy-in at the regional level. The Pacific region prides itself on boasting a pristine natural environment. Eradicating hazardous substances is in line with regional values and vision.
- Establishing a remaking workshop in Samoa. This physical workshop will be developed in cooperation with PWP (which is establishing an e-waste dismantling facility in Samoa) and working with Samoan communities and civil society groups to establish remaking and repair space to reduce electronic waste through device repair. By doubling the life of electronic products the amount of electronic waste can be reduced by half. Repair of electronic household products is therefore considered an important management tool to reduce electronic waste.
- The regional child projects seek to address identified barriers through interventions, sourced from a broad range of experience and expertise. This project will coordinate through the Coordination, Communication and Knowledge Management project and through communities of practice with SIDS from other regions. These innovations are intended to bring SIDS stakeholders together and, communicating to promote and ultimately achieve sustained behavioral change.

Project activities aimed to achieve sustainability include the incubation and development of joint venture partnership with key private sector actors operating regionally in the recycling and logistics sector, to collect, dismantle, and safely dispose and recycle end of life vehicles. The project will establish the feasibility for this operation, and work with the joint venture partnership, being led by Swire Shipping to establish operations focused on the scrapping of legacy vehicles prevalent in Pacific countries. The operation will lead to expanded employment opportunities in the vehicle scrapping sector in several Pacific countries (with the specific countries to be determined during feasibility stage). The project will support the commercial longevity of this operation by, together with PWP, supporting Pacific countries in instituting advanced disposal fees on vehicles, through levying vehicle imports.

The innovations and sustainability activities described above will facilitate replication and scale up of project activities based on solid evidence and information from across all SIDS. Opportunities for scale up and replication will be facilitated by information exchange and knowledge sharing under the Coordination, Communication and Knowledge Management project.

[1] https://www.sprep.org/attachments/j-prism-2/SWM_GUIDEBOOK_.pdf

[2] <https://www.encyclopedia.com/food/news-wires-white-papers-and-books/pacific-islanders-diet>

- [3] Cleaner Pacic 2025 <https://www.sprep.org/attachments/Publications/WMPC/cleaner-pacic-strategy-2025.pdf>
- [4] https://datatopics.worldbank.org/what-a-waste/trends_in_solid_waste_management.html
- [5] https://www.sprep.org/attachments/j-prism-2/SWM_GUIDEBOOK_.pdf
- [6] Ibid
- [7] Ibid
- [8] ADB (2015), Pacific Opportunities, Leveraging Asia's Growth
- [9] Ibid
- [10] Ibid
- [11] Ibid
- [12] Ibid
- [13] Ibid
- [14] Ibid
- [15] Ibid
- [16] SIDS Waste Management Outlook – UNEP IETC 2019
- [17] SIDS Waste Management Outlook – UNEP IETC 2019
- [18] SIDS Waste Management Outlook, UNEP IETC 2019
- [19] <http://www.sids2014.org/content/documents/336SAMOA%20Pathway.pdf>
- [20] <https://sustainabledevelopment.un.org/sids/partnershipframework>
- [21] UNEA resolutions: UNEP/EA.4/L.8,9,10), <http://enb.iisd.org/vol16/enb16153e.html>
- [22] Earth Negotiations Bulletin, meeting coverage: <https://enb.iisd.org/vol08/enb0858e.html>
- [23] Ibid
- [24] https://sustainabledevelopment.un.org/content/documents/24591SIDS_Partnerships_May_2019_web.pdf
- [25] <http://www.pic.int/Countries/Statusofratifications/tabid/1072/language/en-US/Default.aspx>
- [26] <https://sdg.iisd.org/news/minamata-convention-reaches-105-ratifications/>
- [27] <https://www.adb.org/sites/default/files/publication/42674/solid-waste-management-cook-islands.pdf>
- [28] <http://www.cookislandsnews.com/item/74064-waste-crisis-as-landfill-hits-capacity/74064-waste-crisis-as-landfill-hits-capacity>
- [29] <https://www.adb.org/sites/default/files/publication/42674/solid-waste-management-cook-islands.pdf>
- [30] <http://ici.gov.ck/sites/default/files/downloads/Cook%20Islands%20Solid%20Waste%20Management%20Policy%202016-2026%20FINAL%20160621.pdf>
- [31] <https://cookislands-data.sprep.org/dataset/solid-waste-management-cook-islands/resource/a5496d3a-068f-4109-8144-9a75ebb3a9ee>
- [32] Regional legislative review by University of Melbourne, funded by PWP (currently not publicly available)
- [33] <https://www.adb.org/sites/default/files/publication/42672/solid-waste-management-ji.pdf>
- [34] <https://www.sprep.org/att/IRC/eCOPIES/countries/ji/2.pdf>
- [35] University of Melbourne assessment, funded under PacwastePlus, not publicly available.
- [36] <https://www.theprif.org/documents/federated-states-micronesia-fsm/waste-management/federated-states-micronesia-fsm-prole>
- [37] <https://www.adb.org/sites/default/files/publication/42668/solid-waste-management-fsm.pdf>
- [38] <https://www.adb.org/sites/default/files/publication/42668/solid-waste-management-fsm.pdf>
- [39] <https://www.theprif.org/documents/federated-states-micronesia-fsm/waste-management/federated-states-micronesia-fsm-prole>
- [40] <http://web.unep.org/environmentassembly/kiribati>

- [41] <https://www.mfat.govt.nz/assets/Aid-Prog-docs/Evaluations/2019/MidTerm-Evaluation-of-the-Kiribati-Waste-Mngmnt/Mid-Term-Evaluation-of-the-Kiribati-Waste-Mngmnt.pdf>
- [42] <https://www.mfat.govt.nz/assets/Aid-Prog-docs/Evaluations/2019/MidTerm-Evaluation-of-the-Kiribati-Waste-Mngmnt/Mid-Term-Evaluation-of-the-Kiribati-Waste-Mngmnt.pdf>
- [43] <https://www.adb.org/sites/default/les/publication/42669/solid-waste-management-marshall-islands.pdf>
- [44] <https://www.adb.org/sites/default/les/publication/42669/solid-waste-management-marshall-islands.pdf>
- [45] https://www.theprif.org/le/6732/download?t_oken=RakVzuQZ
- [46] https://www.theprif.org/le/6732/download?t_oken=RakVzuQZ
- [47] http://www.uncrd.or.jp/content/documents/6277Country%20Report_Marshall%20Islands.pdf
- [48] <https://www.sprep.org/attachments/VirLib/Palau/ebeye-solid-waste-management-strategy.pdf>
- [49] https://www.sprep.org/attachments/Legal/REVIEWS_ENV_LAW/NauruEnvironmentReviewofLaws_000_1.pdf
- [50] https://www.sprep.org/attachments/Legal/REVIEWS_ENV_LAW/NauruEnvironmentReviewofLaws_000_1.pdf
- [51] http://www.uncrd.or.jp/content/documents/4070Country%20Report_Niue.pdf
- [52] http://www.uncrd.or.jp/content/documents/4070Country%20Report_Niue.pdf
- [53] <https://www.rnz.co.nz/international/programmes/datetimepacific/audio/2018653167/niue-joins-growing-pacific-ban-on-plastic-bags>
- [54] <http://www.gov.nu/wb/pages/legislation/niue-acts.php>
- [55] <https://www.sprep.org/news/new-waste-initiatives-niue-horizon>
- [56] <https://www.palau.gov.pw/documents/presidential-directive-no-17-29-directing-immigration-officials-to-utilize-palau-pledge-entry-visa-stamp/>
- [57] <https://www.adb.org/sites/default/les/publication/42665/solid-waste-management-palau.pdf>
- [58] http://www.uncrd.or.jp/content/documents/5795Palau_Country%20Report.pdf
- [59] <https://www.palau.gov.pw/wp-content/uploads/2017/11/RPPL-No.-10-14-re.-Plastic-Bag-use-Reduction-...pdf>
- [60] <https://palaupledge.com/resources/>
- [61] http://www.paclii.org/pw/legis/num_act/tearpitr7242006474/
- [62] <https://www.theprif.org/documents/palau/waste-management/palau-prole-solid-waste-and-recycling-sector>
- [63] <https://www.unenvironment.org/explore-topics/chemicals-waste/what-we-do/special-programme/special-programme-projects-database-35>
- [64] <https://www.adb.org/sites/default/les/publication/42664/solid-waste-management-png.pdf>
- [65] https://crawford.anu.edu.au/sites/default/les/events/attachments/2013-10/png_update_session_2_-_thomas_wangi_-_solid_waste_management_in_png.pdf
- [66] <https://devpolicy.org/solid-waste-management-in-papua-new-guinea-20130812/>
- [67] <https://www.adb.org/sites/default/les/publication/42664/solid-waste-management-png.pdf>
- [68] <https://www.theprif.org/documents/papua-new-guinea-png/waste-management/papua-new-guinea-png-prole-solid-waste-and-recycling-sector>
- [69] <https://www.unenvironment.org/explore-topics/chemicals-waste/what-we-do/special-programme/special-programme-projects-database-35>
- [70] <https://www.adb.org/sites/default/les/publication/42663/solid-waste-management-samoa.pdf>
- [71] <http://www.uncrd.or.jp/content/documents/4032Country%20Report-Samoa.pdf>
- [72] <https://www.sprep.org/attachments/VirLib/Samoa/national-waste-management-strategy-2019-2023.pdf>
- [73] http://www.uncrd.or.jp/content/documents/5841Solomon%20Islands_Country%20Report.pdf
- [74] <https://solomonislands-data.sprep.org/system/les/Solomon%20Islands%20National%20Waste%20Management%20and%20Pollution%20Control%20Strategy%202017-2026%20-%20.pdf>
- [75] http://www.uncrd.or.jp/content/documents/5841Solomon%20Islands_Country%20Report.pdf
- [76] <https://www.sprep.org/sites/default/les/documents/publications/solomon-islands-national-waste-management-pollution-control-strategy-2017-2026.pdf>
- [77] <https://www.theprif.org/documents/tonga/waste-management/tonga-prole-solid-waste-and-recycling-sector>
- [78] http://www.uncrd.or.jp/content/documents/6445Tonga_Country%20Report+Front%20page.pdf

- [79] <https://www.unenvironment.org/explore-topics/chemicals-waste/what-we-do/special-programme/special-programme-projects-database-35>
- [80] <https://www.adb.org/projects/42394-022/main#project-pds>
- [81] <https://www.theprif.org/documents/tuvalu/waste-management/tuvalu-prole-solid-waste-and-recycling-sector>
- [82] <https://www.adb.org/sites/default/files/publication/42659/solid-waste-management-tuvalu.pdf>
- [83] <https://www.loc.gov/law/foreign-news/article/tuvalu-ban-on-single-use-plastics-commences/>
- [84] <https://www.adb.org/sites/default/files/publication/42659/solid-waste-management-tuvalu.pdf>
- [85] <https://pacific-data.spruce.org/dataset/tuvalu-integrated-waste-policy-and-action-plan-2017-2026/resource/de09db2a-fd44-4c45-946e>
- [86] <https://www.adb.org/sites/default/files/publication/42658/solid-waste-management-vanuatu.pdf>
- [87] <https://www.adb.org/sites/default/files/publication/42658/solid-waste-management-vanuatu.pdf>
- [88] <https://www.theprif.org/documents/vanuatu/waste-management/vanuatu-prole-solid-waste-and-recycling-sector>
- [89] <https://www.theprif.org/documents/vanuatu/waste-management/vanuatu-prole-solid-waste-and-recycling-sector>
- [90] <http://www.uncrd.or.jp/content/documents/4116Country%20Report-Vanuatu.pdf>
- [91] <https://environment.gov.vu/images/Waste.Management/NWMS-IP%202016-2020.pdf>
- [92] https://www.iucn.org/sites/dev/files/pw_factsheet_naL_0.pdf
- [93] GEF-7 Programming Directions, https://www.thegef.org/sites/default/files/council-meeting-documents/GEF-7%20Programming%20Directions%20-%20GEF_R.7_19.pdf,
- [94] Global Waste Management Outlook (2018)
- [95] Global Waste Management Outlook (2018)
- [96] See below for more details
- [97] UNEP, 'Revised Draft Guidance for the Inventory of Polybrominated Diphenyl Ethers under the Stockholm Convention' (2015) <<http://chm.pops.int/Implementation/IndustrialPOPs/BDEs/Guidance/tabid/5374/Default.aspx>>.

1b. Project Map and Coordinates

Please provide geo-referenced information and map where the project interventions will take place.

1c. Child Project?

If this is a child project under a program, describe how the components contribute to the overall program impact.

The project is the Pacific regional project under the ISLANDS Programme. The objective of the ISLANDS Programme is to prevent the build-up of materials and chemicals in the environment that contain POPs and Mercury and other harmful chemicals in SIDS, and to manage and dispose of existing harmful chemicals and materials in SIDS. The intervention logic for the ISLANDS Programme the theory of change included as Figure 5, below.

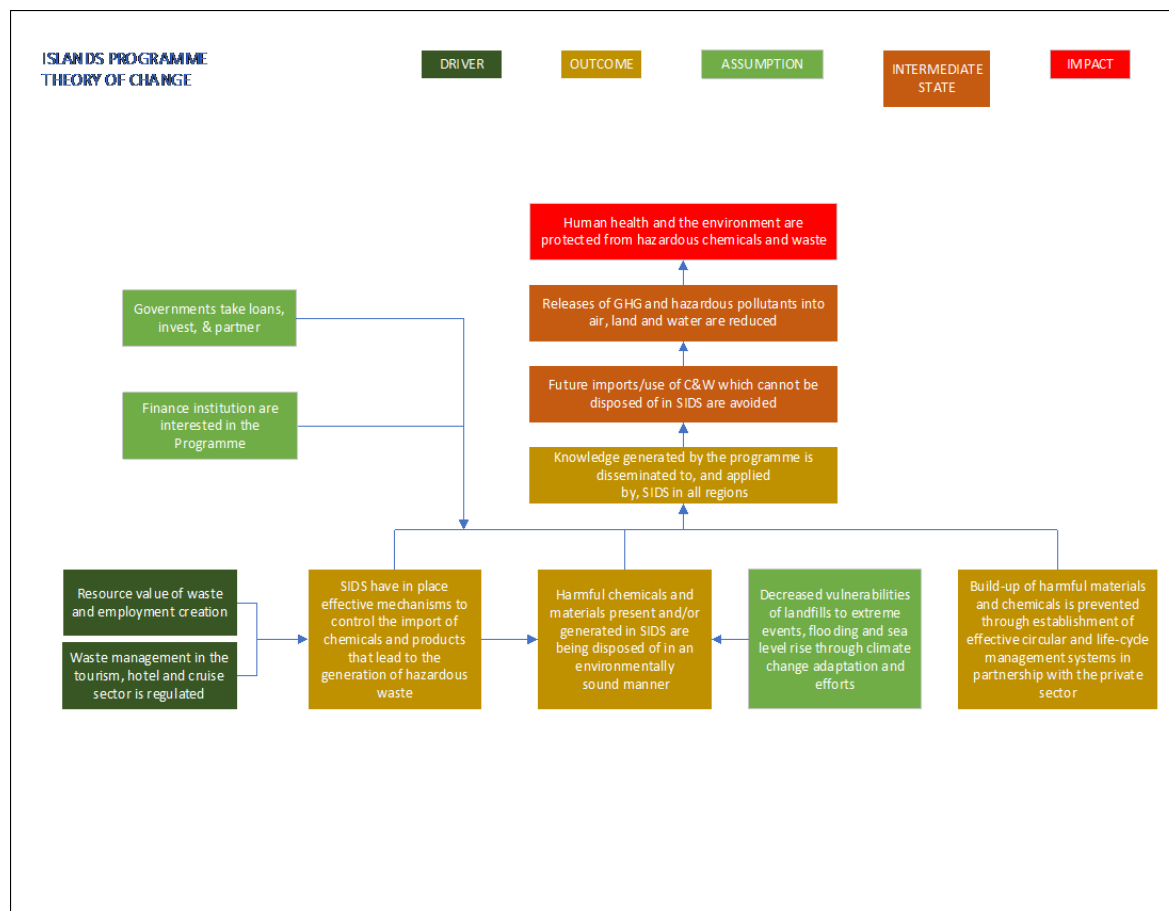


Figure 5: ISLANDS Programme theory of change

This objective of this child project is to prevent the build-up of materials and chemicals in the environment that contain POPs and Mercury and other harmful chemicals in Pacific SIDS, and to manage and dispose of existing harmful chemicals and materials in Pacific SIDS. The relationship of each project component to the overall programmatic impact is outlined in the paragraphs below.

Activities under Component 1 are intended to achieve the outcome of Pacific SIDS have in place effective mechanisms to control the import of chemicals, and products that lead to the generation of hazardous waste. Activities are focused on providing support to Pacific SIDS to improve and amend legislation to prevent the build-up of materials and chemicals in the fragile natural environments of Pacific SIDS. This includes legislative on e-waste, bulky waste and used oil, and focuses on support for instituting sustainable financing mechanisms, related to extended producer responsibility and container deposit legislation.

Activities under Component 2 are intended to achieve the outcome of harmful chemicals and materials present and/or generated in SIDS are disposed of in an environmentally sound manner. Activities in this component focus on managing and disposing of existing harmful stockpiles of chemicals. This includes stocks of DDT and PCB contaminated oil in PNG and pharmaceutical and other hazardous chemicals in Palau; and mercury containing products from throughout the region. This will also include improved management of solid waste to prevent the generation of POPs emissions and hazardous waste through uncontrolled burning.

Activities under component 3 are intended to achieve the outcome of preventing the build-up of harmful materials and chemicals through establishing of effective circular and life-cycle management systems in partnership with the private sector. Activities under this component aim to establish a degree of circularity in Pacific imports, contributing to improved management. Included are initiatives to establish collection and recycling of plastics, used oil, e-waste, and bulky wastes in Asian markets. This will link closely to the work of the CCKM which is establishing a shipping partnership to support fee-free backloading and shipping to recycling markets.

Activities under Component 4 are intended to achieve the outcome that the knowledge generated by the programme is disseminated to, and applied by, SIDS in all regions. Activities include communication activities targeted at youth and other civil society groups, to promote behavior change related to chemicals and waste management. Widespread behavior change in the Pacific is considered a prerequisite to improved waste management.

2. Stakeholders

Select the stakeholders that have participated in consultations during the project identification phase:

Civil Society Organizations Yes

Indigenous Peoples and Local Communities Yes

Private Sector Entities Yes

If none of the above, please explain why:

Please provide the Stakeholder Engagement Plan or equivalent assessment.

During project preparation stakeholders were identified and mapped at both the regional and national level. Consultations with national level stakeholders were undertaken by SPREP national focal points. Consultations with regional stakeholders were undertaken by the project preparation team and SPREP. The full stakeholder engagement plan is presented in Appendix 6.

In summary, the plan first identifies social groups and persons that are associated with the project in different ways at all stages. It delineates stakeholders that are: affected by outcomes of the project; are expected to participate in the project; and those stakeholders that can influence the project. It also outlines the classes of stakeholders by group, outlines the key expectations and concerns of each group, and makes recommendations for engagement during project execution.

The plan then outlines stakeholder roles and responsibilities, and timing of the engagement throughout the project cycle, as well as detailing level of engagement during the project preparatory stage. The proposed engagement modalities for each group are presented in Table 8 below.

Table 8: Details of stakeholder groups consulted in project preparation, and proposed engagement approaches for execution.

Stakeholder group	Engagement in project preparation	Engagement in child project
International stakeholders		
International development partners/projects/activities (PWP, POLP, AFD)	Consulted at donor meeting on 9 December 2019 (Brisbane, Australia). Virtual communications and consultations took place regularly throughout PPG phase.	PWP national activities will be closely aligned to reduce administrative burden on Pacific SIDS. PWP, AFD and POLP will participate PSC
Intergovernmental organizations (SPREP)	SPREP is executing the project, and executed the PPG. This included consultation with SPREP's focal point on gender.	SPREP will execute the project. SPREP's focal point on gender will continue to provide advice to the project.
International private sector partners (Swire Shipping)	Ongoing consultation throughout PPG phase.	Swire will be directly engaged in the end of life vehicle activities planned for Output 2.2
National stakeholders		
National: National Ministries	Consulted by national focal points throughout the PPG, as well as by consultant for the Cleaner Pacific 2025 mid term review	Members of national coordinating committees
National Residents/communities living and working near project activities/Women's groups	Consulted by national focal points throughout the PPG	Will be regularly consulted by national technical assistant.
Nationally based private sector partners (PNG Power, recycling companies)	Consulted by national focal points and SPREP throughout the PPG	Consulted by national focal points throughout the PPG
National Church/Youth/Faith groups	Consulted by national focal points throughout the PPG	Representatives of specific groups will be asked to join the National coordinating committee Will be regularly consulted by national technical assistant.
National academic institutions	Minimal consultation during PPG	Academic stakeholders will be mapped by National technical assistants and invited to join National Coordinating Committees

The national sections detail the project budget allocation for stakeholder engagement, and the monitoring process. It is noted that all of this information has also been submitted to the Communication, Coordination, Knowledge Management project, which is developing a programmatic stakeholder engagement plan, to ensure coherent treatment of stakeholders across child projects.

In addition, provide a summary on how stakeholders will be consulted in project execution, the means and timing of engagement, how information will be disseminated, and an explanation of any resource requirements throughout the project/program cycle to ensure proper and meaningful stakeholder engagement

1. Stakeholders, their relevant interests, and why they are included

Table 14: General stakeholder classification

Stakeholders <u>affected</u> directly or indirectly by the outcomes of the Project implementation	Stakeholders that <u>participate</u> in the project directly or indirectly	Stakeholders who can <u>influence</u> and decide the outcomes and the manner of the Project implementation or make decisions based on the outputs of the project
International stakeholders		
	JPRISM-II project PacwastePlus project Pacific Ocean Litter Project (POLP) Swire Shipping	SPREP Government of Australia WHO GIZ
National stakeholders		
Cook Islands		
Cook Island residents Government Recyclers Shipping Company (ie. Taio Shipping)	Cook Islands General Transport (CIGT) Government: · National Environment Services (NES) · Ministry of Finance (MFEM) · Infrastructure Cook Islands (ICI) Recyclers: · Cook Islands General Transport (CIGT) NGO/Community Groups Pa Enua Island Council/Administration	Relevant Government Ministries: - National Environment Service - Infrastructure Cook Islands - Ministry of Health; - Ministry of Agriculture - Ministry of Finance and Economic Management Pa Enua Island Councils/Island Government, i.e. Northern & Southern Group Islands Shipping Company, ie. Taio Shipping NGO's/Community Groups, ie. Te Ipukarea Society (TIS), Island Sustainability Alliance Cook Islands (ISACI) Recyclers, ie. Cook Islands General Transport Major Retailers (importers); CITC, Vonnias, Southseas International, CIPS/Jaycars etc. Island Communities
Fiji		
Residents of rural communities where project is working Residents of informal communities where project is working	Ministry of Environment Rural Local Authorities "Litter Free Fiji" Think Tank Community groups JICA European Union - PacWaste	Government Ministries: · Ministry of Environment · Ministry of Health and Medical Services/Central Board of Health · Ministry of Youth · Ministry of I-taukei Affairs Rural Local Authorities Town and City Councils Conservation Officers Project communities Non-Governmental Organisations, Academic Institutions

		University of the South Pacific and Fiji National University Public and Private businesses
Federated States of Micronesia		
FSM population in all States	Swire Moana Taka Partnership National and State Stakeholders from DECEM R&D TC&I Health Education FINANCE EPAs T&I/PW VITAL State Utilities.	Korean buyers of used oil FSM Public Utility Company KYOWA Shipping Legislators National and State Stakeholders from DECEM R&D TC&I Health Education FINANCE EPAs T&I/PW VITAL State Utilities.
Marshall Islands		
RMI population and the environment	RMI Customs Importers Chamber of Commerce Marshall's Energy Cooperation	RMI Customs Environment Protection Authority Office of Environment Planning and Policy Coordination Ministry of Finance Majuro Atoll Waste Company Majuro Atoll Local Government
Kiribati		
Kiribati population: Local communities Schoolchildren Women groups Church members Workers at the health care waste management system Science school students and teachers	Government ministries and state-owned enterprises: Ministry of Internal Affairs (MIA), Ministry of Infrastructure and Sustainable Energy (MISE) Ministry of Foreign Affairs and Immigration (MFAI) Ministry of Health and Medical Services (MHMS) Ministry of Education (MoE) Ministry of Information, Communication, Transport, Tourism Development (MICTTD) Ministry of Justice (MoJ) Ministry of Commerce, Industry and Cooperatives (MCIC)	Government Ministries and state-owned enterprises: MHMS MIA MoE MoJ MFMRD MCIC MELAD MEHRD MIA MFAI MICTTD MISE

	<ul style="list-style-type: none"> Ministry of Fisheries and Marine Resources Development (MFMRD) Ministry of Employment and Human Resources Development (MEHRD) Kiribati Customs Administration and Enforcement (KCAE) Kiribati Chamber of Commerce and Industry (KCCI) Kiribati Green Energy Solutions (KGES) Kiribati National Council of Churches (KNCC) Public Utilities Board (PUB) Kiribati Oil Company (KOIL) Island Councils Local communities Youth organisations NZ funded Urban Development Programme 	<ul style="list-style-type: none"> PUB KOIL KCAE KGES <p>Civil Society including the KNCC and NGOs and private sector represented by KCCI and Kaoki Maange (recycling)</p>
Palau		
Communities who are living close to landfills and dumps Schools and government buildings at risk Mangroves, and marine protected areas.	<ul style="list-style-type: none"> Environmental Quality Protection Board Bureau of Public Health Division of Solid Waste Management Division of Environmental Health National Environmental Protection Council Balau National Hospital Palau International Coral Reef Center State Governments 	<ul style="list-style-type: none"> Ministry of Health Ministry of Public Infrastructure, Industries and Commerce Palau Public Utilities Corporation Palau Chamber of Commerce General public
Papua New Guinea		
<ul style="list-style-type: none"> Communities living around DDT storage site in Nonga, East New Britain Communities living around PNG Power sites in Goroka, Yonki, Taraka, Kokopo, Rouna, Hohola and Moitaka PNG Power Limited PNG population: <ul style="list-style-type: none"> Men as users/collectors/disposers of used oil Women working as environmental health officers 	<ul style="list-style-type: none"> PNG Customs Department of Justice and Attorney General National Agriculture and Quarantine Inspection Authority (NAQIA) National Agriculture and Research Institute (NARI) National Institute of Standards and Industrial Technology University of PNG PNG University of Technology 	<ul style="list-style-type: none"> PNG Power Limited (owners of the transformers and the 611,619L of potentially contaminated PCB oil) National Department of Health NGO's, provincial governments, municipalities Private sector (Total Waste Management Ltd) CEPA PNG Power Limited East New Britain Provincial Health Authority (DDT Stockpiles in Nonga, East New Britain) Provincial Governments ULLGs Academia
Nauru		

Nauru		
Whole of island community Local businesses	Japan International Cooperation Agency (JICA) - JPRISM European Union – PacWaste Plus Local recycling industry The general Nauru community The Nauru Government	Nauru Rehabilitation Corporation (NRC) – SOE National Waste Management Advisory Taskforce Waste collectors taking waste to landfill – some private companies Hotels Nauru Phosphate Cooperation – SOE Government agencies: · Border Control (permit and coordination) · Infrastructure department (coordinate and implement collection programmes) · NRC (recycling/disposal) · Ministers and island MPs
Niue		
Government of Niue 14 village communities Villages of Alo South for Makatoto and Vaiea Village for Vaiea site Private sector businesses Niue Tourism All schools on the island (ECE, NPS, NHS)	Department of Environment Ministry of Natural Resources Ministry of Social Services Ministry of Infrastructure Government of Niue Niue Chamber of Commerce Village Councils (VCs) and NGOs Project Management & Coordination Unit (PMCU) Niue Tourism	Cabinet Minister Ministry of Natural Resources (MNR) Department of Environment Project Management & Coordination Unit (PMCU) Village Councils Chamber of Commerce Ministry of Social Services Ministry of Infrastructure NGOs Government of Australia EU-SPREP PacWaste Global Environment Facility Ridge to Reef (IWR2R)
Samoa		
Samoa population	Ministry of Health Ministry of Finance Ministry of Commerce, Industry and Labour Ministry of Customs and Revenue Ministry of Women, Community and Social Development Ministry of Education, Sports and Culture Office of the Attorney General Samoa Tourism Authority Samoa Chamber of Commerce Samoa Association of Exporters and Manufacturers	Communities Waste Collection Contractors Landfill Operation Contractors Schools Recyclers

	Ministry of the Prime Minister and Cabinet Samoa Recycling and Waste Management Association	
Solomon Islands		
Solomon Islands communities Community recycling groups Business houses	The Japan International Cooperation Agency (JICA) through the JPRISM Project SPREP UNEP Swire Shipping	JPRISM Ministry of Environment, Climate Change, Disaster Management and Meteorology Solomon Islands Chamber of Commerce Solomon Telecom B-mobile Solomon Islands Waste Management & Recycling Association Ministry of Transport Customs Solomon Islands Port Authority
Tonga		
Government of Tonga Ha'apai and 'Eua communities Waste Authority Limited Recycling companies	Ministry of Meteorology, Energy, Information, Disaster Management, Environment, Climate Change and Communications Waste Authority Limited JICA/JPRISM II Project Team Ministry of Infrastructure Ministry of Health Ministry of Tourism Recycling companies Local Communities Supermarkets, vendors, local shops, local markets, bar and restaurants etc GIO recycling company in both islands Japanese Embassy	Ministry of Meteorology, Energy, Information, Disaster Management, Environment, Climate Change and Communications Waste Authority Limited JICA Ministry of Infrastructure Ministry of Health Recycling companies The Government of Australia through the Tonga Solid Waste Management Project The Government of New Zealand The Government of Japan through the JICA/JPRISM Project
Tuvalu		
Whole country Outer island	EU UK and UK CCOA PacWaste Plus Project Department of waste management Department of environment Department of transport Department of marine and port services Department of health Customs Dep of aviation – they clean the airstrip	Department of Waste Management is the leading department Department of Environment Department of Health Ministry of Education Marine Department Fisheries Department Tuvalu national private sector organisation TANGO – involved in awareness raising Tuvalu Waste Recycling Association Tuvalu National Youth Council

	before the planes land	Tuvalu National Council of Women Fishermen on Funafuti Association Department of Business and Trade Tuvalu National Private Sector Customs office Marine Department Local Importers and Suppliers TANGO – on community behaviour Church leaders Island chiefs Women's groups
Vanuatu		
Vanuatu population	E-waste generators/entities with e-waste stores Government offices Business Houses (Offices) Shop's/Stores NGO's Schools Communities PacWaste PWP	Recycle Corp Office of the Government Chief Information Officer (OGCIO) Government IT department staff would have a long-term role in managing e-waste. Department of Energy

GEF ISLANDS aims to collect and analyse stakeholder expectations and concerns as well as to taking appropriate responsive measures throughout the Programme in order to ensure that there is enough support for the project. The following table classifies stakeholders by group, outlines the key expectations and concerns of each group and makes recommendations for engagement.

Table 15: Key stakeholders Expectations and Concern Analysis

Stakeholder group	Key expectations	Key concerns	Recommendations for engagement
National: National Ministries	That project activities will contribute to the	That project is well coordinated with activities occurring across ministries	Inclusion on national coordination committee
National Residents/communities living and working near project activities	That the project leads to a cleaner environment, ie that they will see and feel the benefits.	That opportunities for earning income currently derived from collecting and reselling waste will cease.	Member of national steering committee; regular consultation through national technical assistant
Nationally based private sector partners (PNG Power, recycling companies)	Recycling opportunities are improved. More access to recyclables	That the project can provide resources and assistance to overcoming current barriers to recycling.	Member of national steering committee; regular consultation through national technical assistant
National Church/Youth/Faith groups	That the project leads to a cleaner environment, ie that they will see and feel the benefits.	That the project provides opportunities for involvement.	Member of national steering committee
International private sector partners	That project activities related to recycling will facilitate involvement of private sector	That the project also supports countries in placing advanced disposal fees on vehicle imports to ensure future scrap vehicle recycling can be funded by levies.	Member of PSC
Intergovernmental organizations (SPREP)	To be kept informed of project activities	That project activities are in line with regional priorities	Member of PSC
International development partners/projects/activities (PWP, POLP, AFD)	That ISLANDS activities will be harmonized with other activities being executed in the region	That project activities are coordinated with other ongoing activities	Invited as observers to PSC meetings

2. Stakeholder roles and responsibilities, and timing of the engagement throughout the project cycle:

This section of the plan outlines stakeholder roles and responsibilities, and timing of the engagement throughout the project cycle, as well as detailing level of engagement during the project preparatory stage.

Table 16: Outline of regional and national stakeholders engaged in project execution

Stakeholder group	Engagement in project preparation	Engagement in child project
International stakeholders		
International development partners/projects/activities (PWP, POLP, AFD)	Consulted at donor meeting on 9 December 2019 (Brisbane, Australia). Virtual communications and consultations took place regularly throughout PPG phase.	PWP national activities will be closely aligned to reduce administrative burden on Pacific SIDS. PWP, AFD and POLP will participate PSC
Intergovernmental organizations (SPREP)	SPREP is executing the project, and executed the PPG.	SPREP will execute the project
International private sector partners (Swire Shipping)	Ongoing consultation throughout PPG phase.	Swire will be directly engaged in the end of life vehicle activities planned for Output 2.2
National stakeholders		
National: National Ministries	Consulted by national focal points throughout the PPG, as well as by consultant for the Cleaner Pacific 2025 mid term review	Members of national coordinating committees
National Residents/communities living and working near project activities	Consulted by national focal points throughout the PPG	Will be regularly consulted by national technical assistant.
Nationally based private sector partners (PNG Power, recycling companies)	Consulted by national focal points and SPREP throughout the PPG	Consulted by national focal points throughout the PPG
National Church/Youth/Faith groups	Consulted by national focal points throughout the PPG	Representatives of specific groups will be asked to join the National coordinating committee Will be regularly consulted by national technical assistant.

3. The budget for stakeholder engagement:

The budget for stakeholder engagement is included in the consultants budget line and totals \$30,000 and is allocated under Output 4.4 (Project monitoring).

4. Monitoring stakeholder engagement

GEF ISLANDS will monitor stakeholder engagement as part of the monitoring activities of the CCKM project. ISLANDS is employing a harmonized set of indicators for engagement of stakeholders. The indicators in Table 9 are those proposed by the child project and are expected to be considered by the CCKM project.

Table 17: Monitoring stakeholder engagement

Proposed parameter	Reporting responsibility
No. of stakeholders attending national coordinating committee meeting	National technical assistant to Project coordinator
No. of consultation meetings convened	National technical assistant to Project coordinator
No. of international stakeholders attending Project Steering Committee	Project coordinator

Select what role civil society will play in the project:

Consulted only;

Member of Advisory Body; Contractor; Yes

Co-financier;

4/15/2021

Global Environment Facility (GEF) Operations

Member of project steering committee or equivalent decision-making body; Yes

Executor or co-executor;

Other (Please explain)

3. Gender Equality and Women's Empowerment

Provide the gender analysis or equivalent socio-economic assesment.

A gender assessment and action plan has been completed for this project.

The Coordination, Communication and Knowledge Management project will use this information to develop the ISLANDS Programmatic Gender Action Plan.

The following gender-sensitive indicators are proposed:

- No. of Pacic countries with communities consulted on sustainable nancing measur es in place, % of women consulted
- No. of community education activities on waste management behaviour, % of women involved
- No of youth participating in Tide Turners program, % girls involv

Gender Assessment and Action Plan[ma1]

The following gender assessment and action plan is based on the outline provided by the Coordination, Communication and Knowledge Management project, to inform the harmonious development of all child projects. It is intended that at project inception the Coordination, Communication and Knowledge Management project will develop a programmatic gender action plan, using the gender analysis and assessments undertaken by each child project. The sections below are submitted as the Pacic contribution t o a programmatic approach to gender.

1. What are the main gender gaps / issues to specific chemicals / waste that are relevant to the child project?

Despite regional and national policy progress on gender equality, most Pacic Island constitutions still do not grant women equality in substantive terms, whilst customary laws obstruct women's access to education, employment and the capacity to be heard in decision-making. There is also a disconnection between policy commitments on women's rights and equality and policy implementation in local contexts. The Pacic Ocean Litter Project (co-nancing this project) recognises the need for a multi-pronged approach to gender equality to bridge gender gaps. This approach is in line with the SPREP Gender Policy and considered relevant to this child project and recognises as necessary, the following specic issues:

- Positive social norms change towards gender equality and women's agency.
- Improved equality of outcomes in education and health.
- Improved women's leadership and decision-making opportunities at regional, national, sub-national and community levels.
- Strengthened women's groups, male advocates for gender equality and coalitions for change.
- Increased economic opportunities for women.
- Reduced violence against women and expanded support services.

2. What actions / activities are necessary in the child project to help address the identified gender issues/gaps?

In the child project, activities will be executed at the national level. Each project country has a specic priority area of focus. A national coordinating committee will be established to coordinate and oversee activities in each country. These committees are necessary to ensure consultation, buy in, from all stakeholder groups. Men and women should participate equally in these groups and this will be monitored.

Component 1 activities include review of legislation and support with enforcement. In several countries this will include training opportunities, and the project will require equal gender representation in all training activities envisaged. Activities under this component will also involve extensive stakeholder consultation. Activities undertaken to engage stakeholders will actively target local women's groups, NGOs, CSOs. These consultations will also glean important on gender and socioeconomic aspects of policy solutions (such as reducing use of single use plastics).

Activities under Component 2 will include exporting legacy wastes including used oil, POPs, mercury containing products, and car interiors containing PBDEs. Project activities will ensure that consultations with stakeholders on management of legacy wastes includes consultation with women's groups and that women are aware of, and involved in, activities. Where possible small-scale surveys near legacy waste sites for collection of gender-relevant data and information will be undertaken.

Activities under Component 3 involves establishing national systems for recycling. Stakeholders (including women's groups) will be consulted, and opportunities and risks to women clearly dened. It is recognised that a key to reducing residual landfill waste, is through increasing composting systems at the household level. Women are key partners in composting and activities around composting provide the opportunity to develop gender responsive activities. It is also noted that in some Pacific countries (for example PNG, Fiji, Samoa) the most vulnerable groups in the waste management value chain are waste pickers living around dump-sites. It is essential that these groups (women and men) can get access to and benefit from any levies put in place as part of the project, and do not lose out economically from losing access to informal recyclers for their collected materials.

Component 4 on Knowledge Management and communications will include the development of a programmatic best practice in chemicals and wastes activities, that will be disseminated in participating countries and used to guide project the execution of national activities. Further, recognizing the responsibility of women in sorting and managing waste in the homes, as well as educating family members, targeted communication materials will be developed, and local women's NGOs will be used to assist in dissemination and education of women.

3. **Is there anything else the child project should/can do to ensure equal opportunities for women and men to participate in and equally benefit from the child project?**

This project is being executed by SPREP. SPREP has a gender policy² and a focal point for activities, projects, and general programming. According to SPREP's Gender Policy, SPREP aims to promote the integration of a gender perspective into SPREP-supported programmes and projects through: gender indicators integrated into SPREP project and programme logframes; and gender analysis undertaken when appropriate for fully appraised projects and programmes. The project will be executed in line with this policy, and in line with the ISLANDS programmatic guidance.

Women's Rights Organisations, exist at national and sub-national levels to facilitate broad consultation on national level activities. For nationally executed activities, the project will work through local coalitions. This is important to support ownership, tap into local understanding, facilitate development of local solutions and build the capacity of local development partners to implement those solutions. Working through coalitions of local stakeholders, and active networks of women, extends the strategies, capacity and resources available to address multilevel and multifaceted development problems. Significantly, coalitions and active networks of women can increase the opportunities for women to participate in decision-making at local, sub-national and national and regional levels. It increases the safety for women to participate, as well as the capacity and strength of their voice.

4. **Are there women's organizations or other relevant organizations that the child project can/should partner with?**

The Pacific Women Shaping Pacific Development (PWSPD) is an Australian Government funded project being implemented from 2012-2022. PWSPD aims to increase women's leadership, influence and economic empowerment as well as to shape efforts to reduce violence. It specifically supports development of a network of local, national and regional actors supporting gender equality and it supports innovative responses and lesson learning to build knowledge on what works. Since 2018, the Government of Australia has also supported the Pacific Partnership to End Violence Against Women and Girls (\$7.6 million, 2018-22). These established initiatives provide a resource and network that the project can utilise to access expertise and facilitate appropriate consultation, whilst drawing lessons from experience in each focus country through these networks.

Additionally, the following key current activities related to gender include: UN Women Markets For Change program directly focused on improving the conditions and rights of women in national and local markets; IFC and SICCI funded Waka Mere in the Solomon Islands; work completed through the cross-cutting components of the Market Development Facility and Strongim Bisnis; the New Zealand Ministry of Foreign Affairs and Trade funded Business Link Pacific; and INGO-delivered women's economic empowerment programming focussed on skills development and access to financial services. These aforementioned activities focus on promoting economic activities for women. This relates to project activities in e-waste recycling, plastics recycling, bulky waste recycling, and ELVs. The project will seek to consult and establish partnerships with relevant national and regional level activities to ensure a coherent approach to promoting economic opportunities for women in the region.

5. **What are the gender-sensitive indicators that can be adopted in the child project that will help monitor and assess the child project's impacts on gender?**

The following indicators are proposed.

Indicator	Means of Verification	Baseline	Target	
			Mid	End
No. of Pacific countries with communities consulted on sustainable financing measures in place, % of women consulted	Consultation reports	3 % of women unknown	10 50% women	14 50% women
No. of community education activities on waste management behaviour, % of women involved	Project reports	0	20 50% women	40 50% women
No of youth participating in Tide Turner apps program, % girls	Tide Turner app data	200	5000 50% girls	20,000 50% girls

6. Are there any potential risks associated with the proposed child project? What actions are needed to mitigate such risks?

The key risk related to gender in the project, is that despite being provided the opportunity to engage, due to cultural dynamics, women don't feel comfortable. This risk will be mitigated by creating a safe space for consultation on national activities, by consulting directly with women's groups, as well as women being represented in national committees.

Does the project expect to include any gender-responsive measures to address gender gaps or promote gender equality and women empowerment?

Yes

Closing gender gaps in access to and control over natural resources;

Improving women's participation and decision making Yes

Generating socio-economic benefits or services or women Yes

Does the project's results framework or logical framework include gender-sensitive indicators?

Yes

4. Private sector engagement

Elaborate on the private sector's engagement in the project, if any.

As elaborated in the alternative scenario, the project is engaging the private sector through several initiatives. This includes Swire Shipping which is providing \$35 million in co-funding investment in an ELV operation. The project will also provide opportunities for Pacific based enterprises to become involved in recycling activities in each country.

The following outlines planned private sector involvement in each of the components and outputs.

Table 9: Private sector involvement

Component	Output	Details of private sector involvement
2	2.1 Repackaging, shipping and collecting of POPs and Hg waste	This involves the collection, repackaging and shipping of DDT stockpiles and PCB contaminated oils to Australia for destruction. Swire Shipping has agreed to provide shipping free of charge from PNG to Australia, as part of the Moana Taka Partnership. PNG Power, owner of the transformer oil has agreed to co-finance clean up and disposal costs.
2	2.2 Shipping and disposal of ELVs from Pacific SIDS to Australian recycling markets	Swire shipping is leading a private sector consortium to dismantle, ship and recycle end of life vehicles on a commercial basis. This initiative has committed £35 million in co-funding to the project. The
3	3.1: Establishment of e-waste dismantling and recycling system	Systems will be developed in Cook Islands and the Solomon Islands. Local companies will be consulted and invited to become involved in the project as partners.
3	3.3 Establishment of used oil management systems in SIDS	FSM is putting in place a levy system to fund the offshore disposal of used oil. The project will also support FSM to identify a private buyer for the legacy stocks of used oil. Discussions with Kwoa Shipping are ongoing.

5. Risks to Achieving Project Objectives

Elaborate on indicated risks, including climate change, potential social and environmental risks that might prevent the project objectives from being achieved, and, if possible, the proposed measures that address these risks at the time of project implementation.(table format acceptable):

SIDS worldwide share similar development trajectories and vulnerabilities. Due to these common vulnerabilities, several risks are common to all SIDS. These global risks are outlined in the following paragraphs. Regionally specific mitigation measures are then included in the following table.

5.1 Global risks:

5.1.1: COVID-19: Direct risks from the COVID-19 pandemic to the project include travel restrictions and the generation of additional single use plastic waste. Some Pacific SIDS, for example, have indicated plans to close their borders until 2022, while SIDS in the Caribbean and Indian Ocean continue to be subject to rolling lockdowns. Restrictions on traveling to and within SIDS will impact project execution activities.

SIDS are also importing COVID-specific medical equipment, leading to increased pressure on medical waste management. These medical wastes include single use plastics, may include mercury containing medical devices, and other wastes that the ISLANDS programme seeks to reduce.

Indirect risks and decreased resilience from the COVID-19 pandemic include decreased local support due to shifted priorities and impacts to SIDS economies. SIDS governments have had to prioritise their COVID-19 response over other management issues, including waste management. Tourism-dependent countries in particular are facing significant decreases in GDP and sharp increases in state debt.

5.1.2: Climate change: SIDS are highly vulnerable to climate change, facing increased natural disasters and rising sea levels in the present and future. In particular, coral atolls and low-lying island regions, such as in the Bahamas, Barbuda, the Cook Islands, the Federated States of Micronesia, Kiribati, the Maldives, the Marshall Islands and Tuvalu are at high risk of damage to infrastructure and the economy due to rising sea levels and more frequent storm surges. SIDS globally are also at risk of more frequent and more intense cyclone activity that may result in infrastructure damage, disaster waste, shifts in political priorities, and delays in project outputs. For example, in recent years hurricane activity has been much more frequent and severe than the historical average in the Caribbean region.

Vulnerability to extreme climatic events poses risks to project activities. Consideration must be given to storage sites for waste, and also of the need for climate-proofing waste management infrastructure. Without such consideration, project gains in waste management improvements are at significant risk of being undermined or destroyed by extreme climate events.

All project countries face COVID-19 and climate change related risks. Regionally specific mitigation measures are needed to adequately address specific regional vulnerabilities.

5.2 Regional risks

The following table outlines the risks and proposed mitigation measures for the Pacific region.

Table 10: Identified project risks and mitigation measures

Risk	Risk ranking	Proposed mitigation measures
COVID-19 risks		
Due to COVID-19 travel ban, Project Coordinator cannot travel to Samoa to begin position.	High	Currently, there is very restricted travel in and out of Samoa. Consultations with the Government of Samoa indicate that this situation is set to continue well into 2021. As such, placement of an international Project Coordinator will be difficult. To mitigate this risk, the recruitment activities for the Project Coordinator will focus on New Zealand, the one country with flights to New Zealand. Administrative arrangements will be made with the Government of Samoa, in advance to a

		It will be made with the Government of Samoa, in advance to ensure that travel is possible. If the successful applicant is from another country, additional consultation work will be required to clear travel (through the Government of New Zealand).
Restricted travel	High	The Pacific region has avoided many impacts of COVID-19 by restricting travel within and into the region since February 2020. It is likely these restrictions will continue into the foreseeable future. As such project travel for meetings, trainings, consultations, and technical assistance may not be possible. To ensure project activities can continue in an environment of constrained travel, the project will focus on establishing regular project meetings via Zoom. At the beginning of the project, countries will be offered internet upgrade to ensure they are able to participate in online meetings and training. The first year of the project will include recruitment of national technical officers in each country, to ensure a dedicated focal point is available to prepare for national activities, and convene national consultations. No international consultations or technical assistance involving travel to countries is planned for 2021. This approach will be reviewed when the COVID-19 pandemic subsides.
Decreased local support due to shifted priorities	Low	National consultations have been (virtually convened) to assess country readiness, and adapted accordingly. A project technical assistant will be hired in each Pacific country to ensure that the project does not overburden Pacific counterparts.
Increase of new waste streams	Medium	It is noted that single use plastic use is increasing internationally as part of the response to COVID-19. This has the potential to offset the work of the project in decreasing waste. This will be monitored carefully during the project and corrective measures taken where necessary.
Negative impacts to SIDS economies (especially due to tourism and remittance reduction)	High	Consultations convened with country counterparts indicate that they are facing general economic downturns and increased unemployment. Development of in-country capacity will help to mitigate impacts, and generating new employment opportunities.
Climate change risks		
Rising sea levels	High	In many Pacific SIDS climate change is considered one of the greatest threats to the livelihoods, security and wellbeing of their people, particularly on low-lying atolls. Areas of the Cook Islands, Federated States of Micronesia, Kiribati, Marshall Islands, and Tuvalu are only a few metres above present sea level and may face serious threat of permanent inundation from sea-level rise, this presents significant barriers to the sound management of chemicals and wastes. SIDS waste management facilities face threats of inundation. While the project cannot mitigate this risk in its entirety, activities to climate proof landfills have been prioritized by Tonga and will be the focus of Tonga's national activity.
Infrastructure damage due to increased cyclone frequency and severity	Medium	The impacts of climate change have been considered in the design of the project and will be closely monitored during execution. National activities involving landfill and recycling infrastructure will be executed in a climate sensitive way, ensuring that all structures are well cited, and climate-proofed.

		d.
Increase in disaster waste due to increased cyclone frequency	Medium	This is an ongoing issue in the Pacific region. While the project does not address the reduction of disaster waste directly, it aims to reduce the overall amount of waste being directed to landfill. Indirectly, this will ease the burden on landfills. The project is collaborating closely with PWP which is addressing disaster waste, and synergies between activities will be ensured.
Operational/delivery risks		
Political priorities, will and/or buy-in are not adequate for execution of key project activities	Medium	The institutionalisation of the project's activities will be encouraged. Pacific government stakeholders were engaged throughout the project development phase to ensure that national priorities are clearly reflected in the project design. Continuous communication and updates will be provided to the national focal point and key agencies to ensure sustained support. The presence of a technical assistance in each country will facilitate project coordination and communication, without overburdening national counterparts.
Executing Agency procurement processes not capable of expending project funds in a timely manner	High	The project is one of several large (>\$10million) projects being executed by SPREP. Close consultation has been undertaken with the other large projects, PWP and POLP, to establish the procurement capability of SPREP. Both projects have been working closely with the SPREP executive to improve procurement procedures. This risk will be mitigated through ongoing cooperation with PWP and POLP, and joint consultation with the SPREP executive. In addition, UNEP will procure the services related to the PNG POPs disposal in the first year of the project, to ensure these proceeds without delay.
Centralized regional execution results in the project unable to achieve sufficient results at national level.	Medium	Extensive consultation was undertaken with Pacific focal points on this issue. It was noted that the centralised regional execution of previous projects resulted in little national ownership, or awareness of the project. This project is much larger than previous interventions, with significant national level activities in each country. As such it was agreed that all national activities will be coordinated by a national technical assistant to ensure a consistent concentrated national presence for the project in each of the participating countries.
Stockpiles of remaining POPs in PNG are unable to be located, and released to the environment	Low	To mitigate this risk, DDT stocks in PNG were safe-guarded during the project preparatory phase. The DDT stocks were secured in two shipping containers and are being monitored by the PNG ministry of environment. The collection, repackaging and transport of these stocks is scheduled for year 1 of the project to ensure that the chemicals are transported to Australia as quickly as possible for destruction. Given the possibility of continued restricted global travel, qualified PNG based companies have been identified and confirmed they can undertake this work.
Duplication of effort by donors/projects	Low	During the project preparatory phase, UNEP recognised the need for regional coordination, among the numerous donors/actors undertaking activities in the chemicals and waste space. In response a donor coordination brief was convened in December in Australia. Donors/actors agreed to ongoing increased communication and coordination, to ensure activity designs are synergistic and do not overlap. This coordination continues, with frequent communications between

		n donors/actors. In addition a regional focal point was established (within the PWP) to monitor the progress in each country on container deposit legislation, as this is acknowledged a precursor to improved recycling approaches in each country.
Private sector and/or community support and behavioural change are not adequate	Low	The private sector and CSOs/NGOs have been engaged throughout the project preparation phase and will continue to be engaged throughout the project's execution. Members will be included on National Working Groups to ensure that their needs are being met. Awareness raising campaigns will be developed and executed to engender additional support from these groups.
Some countries make little progress, due to not prioritising the project	Medium	The project includes 14 Pacific countries. It is highly likely that some countries will face delays in interventions due to competing priorities, or other reasons. To mitigate this risk each country will host a national technical assistant, based at the ministry of environment and responsible to the Project Coordinator (based at SPREP). The role of this individual will be to maintain momentum of the activity (where possible) and to adapt activities (where necessary) in coordination with the country counterparts and the Project Coordinator.
Technical risks		
Recycling systems cannot be financed sustainably	High	High costs of transport and large geographic distances to global markets mean, recycling is not viable without additional funds. Successful initiatives in the Pacific involve the introduction of container deposit legislation. To ensure technical assistance provided by the project is sustainable, the project has confirmed that all Pacific countries prioritising activities on recycling are also working on container deposit legislation to sustain the cost of recycling. In addition, the Moana Taka partnership provides free shipping for recycling activities.
Inadequate data available to support activities	Medium	Historically, data collection within the region is not adequate. Where required information is not available, the project executors and partners will work with stakeholders to collect raw data and develop mechanisms to ensure that sustainable data collection mechanisms are implemented.
Social risks		
Continued disregard for the environmental and health impacts of existing waste management activities	Low	Awareness raising campaigns will be developed and conducted for government and private sectors as well as the public to engage key community authorities and vulnerable groups (e.g. youth, Indigenous communities).
Economic displacement of informal sector workers through formalisation of chemicals and waste management systems	Low	Communities/relevant experts and the informal sector will be engaged in the execution of the project's activities to ensure that developed and implemented strategies provide safe economic opportunities for informal recyclers. These workers will also benefit from training on best environmental practices to protect them from the negative health impacts associated with improper waste management.

6. Institutional Arrangement and Coordination

Describe the institutional arrangement for project implementation. Elaborate on the planned coordination with other relevant GEF-financed projects and other initiatives.

The following sections describe arrangements for programmatic execution. The proposed institutional arrangements for project execution are then described. The next section elaborates planned coordination with other initiatives.

6.1 Programme level coordination

The GEF ISLANDS Programme is a multi-agency initiative that builds on the experience of several GEF Implementing Agencies (IAs) across the Caribbean, Indian Ocean and Pacific regions. UNEP is the lead agency, responsible for the overall Programme coordination and ensuring the results at national / regional level are fed into a system (this project) resulting in benefits to all regions. This role includes the monitoring of progress and reporting on the delivery of programmatic results as well as providing a platform for knowledge sharing and exchange of information to all project beneficiaries.

UNEP is the lead Implementing Agency for the Programme. As lead agency UNEP is overseeing the development of the child projects, and reports to GEFSEC on progress. UNEP will coordinate the Programme through regular meetings of a Programme Coordination Group (described graphically below) made up of FAO, GEF C&W Focal Area team, IADB and UNDP. As Lead Implementing Agency (IA) UNEP will provide all reports to the GEF Secretariat to allow for onward report to GEF Council.

UNEP's comparative advantage is its mandate to coordinate the work of the UN in the area of environment, and its experience as a successful and efficient IA specializing in regional and global activities. UNEP's expertise includes proof of concept, testing of ideas, and the best available science and knowledge to form the basis of GEF investments. UNEP also serves as the Secretariat to three of the MEAs (BRS, Minamata and SAICM), for which GEF is the financial mechanism. UNEP will take the lead in managing the programme level data flow and reporting to the GEF Secretariat as indicated in the organogram on the following page. The GEF Secretariat function remains the presentation of the data and results to GEF Council and member states.

The following diagram outlines the proposed structure of the ISLANDS Programme, including the Child projects, the implementation and execution modalities, as well as the relationship to the project.

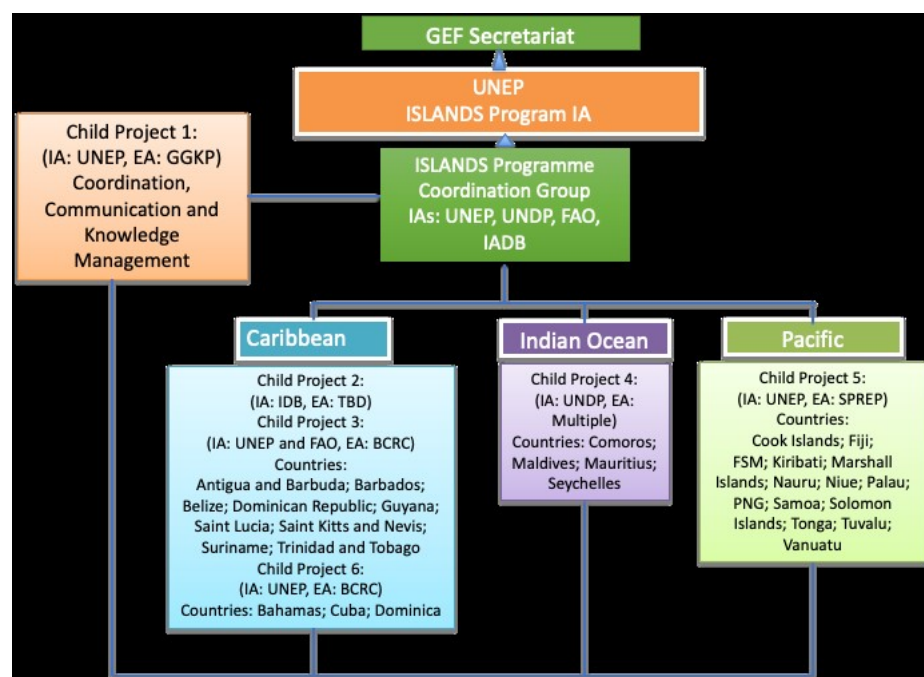


Figure 6: ISLANDS Programme Structure

The GEF ISLANDS Programme will be coordinated through a Programme Coordinating Group (PCG) which will consist of the GEF Secretariat and the Implementing and Executing Agencies for the Child Projects (UNEP, UNDP, SPREP, BCRC, GGKP, IADB, Indian Ocean national governments, and a government representative from both the Caribbean and Pacific regions). The PCG will meet face to face annually, taking advantage of existing events in the chemicals and wastes calendar such as Conferences of the Parties of the Basel, Minamata, Rotterdam and Stockholm Conventions and events linked to the Strategic Approach to International Chemicals Management (SAICM). This modality serves to reduce cost and provides the opportunity for further interaction with a wider network of project stakeholders from the beneficiary countries, private sector and civil society through additional parallel events. The approach also ensures close collaboration with the Conventions and SAICM Secretariats.

6.2 Project institutional arrangements and coordination

This project will be implemented by UNEP and executed by SPREP. SPREP has a pivotal role in supporting Pacific Island SIDS in chemical and waste management and is a regional hub for coordination of regional activities. Currently chemicals and wastes activities funded by four donors are coordinated through the SPREP waste unit, with a combined value of over \$40million (including this project).

As Executing Agency (EA) for the Pacific Child SPREP will convene annual Regional Project Steering Committee (PSC) meetings. While COVID-19 continues to preclude travel, these meetings will be held virtually. Once physical meetings are again possible PSC meetings will be scheduled back-to-back and in close coordination with the regional meetings for the other projects, to reduce travel costs and burden. PSC meetings may also be linked with Cleaner Pacific Roundtable and Waigani Convention meetings. This approach will serve to reduce travel and meeting related costs and ensure prudent use of donor funds.

The PSC will include representatives from UNEP, SPREP, Pacific countries, Swire Shipping, other regional projects (including PWP, POLP and the AFD activities). The PSC will review progress of project activities as well as the workplan for the coming year. The PSC will also review the budget and approve any budget revisions proposed by the EA.

The project will be coordinated by the Project Coordinator, based at SPREP. The Project Coordinator will recruit a communications coordinator, a finance and procurement officer, and national technical consultants.

The project will coordinate actively with other key regional activities on chemicals and waste management currently being managed through SPREP. This includes the European funded PWP, the Japanese funded JPRISM II, the Australian Government funded POLP, and the soon to be executed French Government funded activity on waste management. Collaboration with these projects began in the preparatory phase and will continue as a key modality for execution ensuring avoidance of duplication, pooling of resources, and consultation on best practices and lessons learned. Representatives from these projects will be invited to Project Steering Committee meetings, and efforts made to hold these meetings both concurrently and/or back-to-back to ensure coordination is sustained and mainstreamed into project execution.

In addition SPREP is responsible for ongoing monitoring of the implementation of the CP2025. The Project Coordinator will represent the project at meetings of this monitoring group, ensuring that project activities remain closely linked to the implementation of the CP2025.

National technical consultants will be hired in the first year of the project in all project countries. The role of the technical consultant is to provide an in-country focal point for all country activities. These individuals will be housed within the respective environment ministries, but will report to the Project Coordinator at SPREP. This will provide an essential link to country officers, and a focal point for the coordination of all country activities.

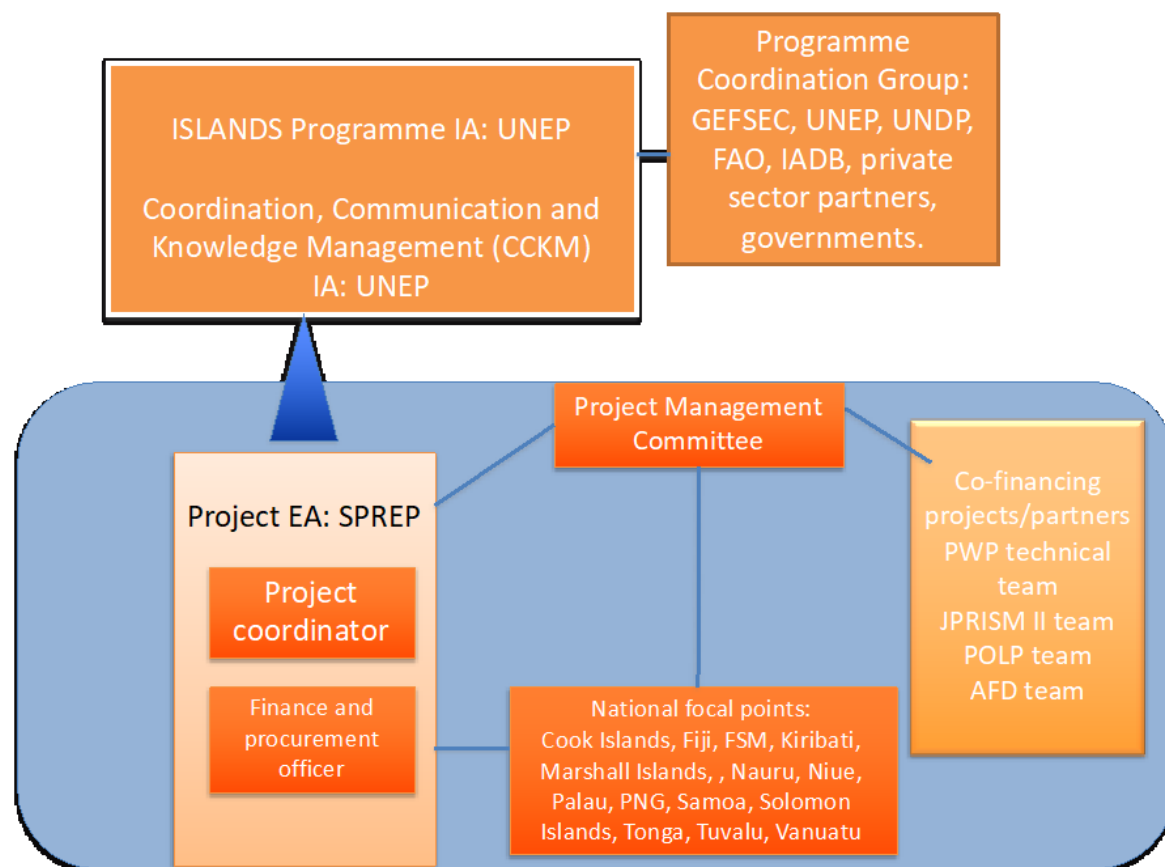


Figure 7: Proposed project structure, staff and relationships with other key regional projects

6.3 Planned coordination with other relevant GEF-financed projects and other initiatives

The project will coordinate with relevant activities being concurrently executed by SPREP. These are fully outlined in Table 11, below. As noted above, coordination with these projects was initiated during project preparation and will be ongoing through project execution. Coordinating project calls will be convened every two months, to provide project representatives an update on progress in each respective project.

In the case of PacwastePlus, project representatives have joined country consultation calls during project preparation, to ensure opportunities for cooperation and collaboration are identified. These are clearly articulated in the country priority frameworks included as Appendix 12.

Table 11. Additional information on Pacific Islands regional activities

Country / Territory	Current Sustainable Financing System for waste	AFD			GEF ISLANDS			JPRISM II			POLP			PWP		
		Project	Thematic Focus	Specific Details	Project	Thematic Focus	Specific Details	Project	Thematic Focus	Specific Details	Project	Thematic Focus	Specific Details	Project	Thematic Focus	Specific Details

		i p a t i n g			i p a t i n g			i p a t i n g			i p a t i n g		i p a t i n g			
Cook Isl ands	Currently consid ering an Advanc e Disposal Fee. Discussing with PWP for legislati ve support	N			Y	Hazar dous Waste	E-waste coll ection and d isposal syst em	N			Y	Marine Litter - Single-use Plas tic reduction in coastal environ ments	TB C	Y	Recyclabl es	Legislatio n, facilities
FSM	Kosrae and Yap has a CDL syste m.	N			Y	Hazar dous Waste	Sustainable nancing sy stem for dis posal used oils	Y	Solid Wast e	Strategy, CD L, Waste Co llection, Pro motion on Good practi ce	Y	Marine Litter - Single-use Plas tic reduction in coastal environ ments	TB C	Y	Recyclabl es	TBC
Fiji	Environmental a nd Climate Adap tation Levy (ECA L). Pollution Levy fo r Ships.	Y	Marin e Debr is	Comm unity E ngage ment	Y	Recycl ing	Waste colle ction and re cycling syst ems at sele cted settle ments	Y	Solid Wast e	SWM Plan, Pilot study on recycle	Y	Marine Litter - Single-use Plas tic reduction in coastal environ ments	TB C	Y	Healthcar e Waste	TBC
Kiribati	CDL on limited p roducts, lead cell batteries and pre paid collection b ag system.	N			Y	Dispos al	Atoll Friendl y Landll de sign and fea sibility stud y	N			Y	Marine Litter - Single-use Plas tic reduction in coastal environ ments	TB C	Y	Asbestos	Legislatio n, clean u p, disposal
Marshall Islands	CDL on limited p roducts, and pre paid collection b ag system.	N			Y	Recycl ing	Deposit sch eme for sele cted waste i tems	Y	Solid Wast e	SWMPlan, C DL, Promoti on on Good practice	Y	Marine Litter - Single-use Plas tic reduction in coastal environ ments	TB C	Y	Organics	Compostin g establish ed to redu ce landll l oad
Nauru		N			Y	Recycl ing	Increased re cycling, co mposting	N			Y	Marine Litter - Single-use Plas tic reduction in coastal environ ments	TB C	Y	Asbestos	Legislatio n, clean u p, disposal
Niue		N			Y	Dispos al/Rec ycling	Bulky waste disposal	N			Y e	Marine Litter - Single-use Plas tic reduction in coastal environ ments	TB C	Y	Recyclabl es	TBC
Palau	CDL on limited p roducts. Environment Ta x.	N			y s	Recycl ing	Increased re cyclig,	Y	Solid Wast e	Strategy, W aste Collect ion, Landll manageme nt, Promoti on on Good practice	Y	Marine Litter - Single-use Plas tic reduction in coastal environ ments	TB C	Y	-	TBC
PNG		N			Y	Hazar	Removal of	Y	Solid	SWM Plan,	Y	Marine Litter -	TB	Y	Healthcar	Policy, legi

						dous Waste	obsolete PO Ps (DDT and PCBs)		Waste	Landfill ma nagement; i nsta ll aweig hbridge syst em		Single-use Plas tic reduction in coastal environ ments	C		e Waste / asbestos / e-waste	slation an d training on these h azardous waste stre ams
Samoa	Currently consid ering a waste lev y system. Initial work supported by JPRISM II, no w seeking PWP assistance. Port Environmen tal Levy. Consid ering a Pollution L evy that would s upercede the Pol lution Levy.	Y	Used Oil.	Pilot pr ojects	y	Recycl ing	Improved m anagement of residual wastes	Y	Solid Waste	Strategy, W aste Collect ion, Study o n nancial op tion	Y	Marine Litter - Single-use Plas tic reduction in coastal environ ments	TB C	Y	E-waste	Legislatio n, facility, t raining
Solomon Islands	Voluntary on cert ain brands	Y	Sustai nable nanci ng,	Pilot pr ojects and co mmuni ty eng ageme nt	y	Hazar dous Waste	E-waste coll ection and d isposal syst em	Y	Solid Waste	SWM Plan, Promotion on Good pra ctice, Study on nancial option	Y	Marine Litter - Single-use Plas tic reduction in coastal environ ments	TB C	Y	Organics	Legislatio n, facility, t raining
Tonga		Y	Disast er Was ter	Pilot P roject	y	Dispos al	Landfill impr ovement	Y	Solid Waste	SWM Plan, Waste Colle ction, Land fill Operation	Y	Marine Litter - Single-use Plas tic reduction in coastal environ ments	TB C	Y	Asbestos	Legislatio n, clean u p, disposal
Tuvalu	CDL on limited p roducts	N			y	Recycl ing	Collection a nd recycling of plastics	N			Y	Marine Litter - Single-use Plas tic reduction in coastal environ ments	TB C	Y	Asbestos / Recyclab les	Outer Islan d asbestos Assessme nt and recy cling
Vanuatu	Pre-paid bag sys tem in provinces. Voluntary CDL o n certain brand s. JPRISM II lea ding support on CDL, PWP Suppo rting	Y	Disast er Was te Use d Oil, Marin e Debr is	Pilot pr ojects and co mmuni ty eng ageme nt	y	Hazar dous Waste	E-waste coll ection and d isposal syst em	Y	Solid Waste	SWM Plan, Landfill ma nagement, CDL	Y	Marine Litter - Single-use Plas tic reduction in coastal environ ments	TB C	Y	Recyclabl es / Organ ics	Village lev el recovery project

In addition to cooperation with these regional projects, several Pacific countries are undertaking projects under the Special Programme on Institutional Strengthening in the Chemicals Cluster. which is managed by UNEP. Consultation was undertaken during project preparation with each country focal point and the Special Programme Secretariat to coordinate efforts. Proposed modalities for cooperation with each Special Programme project are outlined in Table 12 below.

Table 12: Pacific countries with existing activities under the Special Programme on Institutional Strengthening of the Chemicals Cluster¹¹.

Country	Special Programme (SP) focus and activities	Links with project activities
Federated States of Micronesia	Developing a national chemicals profile and update the 2015 chemicals inventory; develop a National Chemicals Management Policy and Action Plan; strengthening national and state legislative frameworks to provide comprehensive coverage of all chemicals and hazardous waste management matters; establish a centralized national database to hold chemicals and waste data.	The project will provide support to FSM on used oil management. This includes support on introducing a levy on oil inputs. This work will be in close collaboration with the SP activities on legislation. The project will also make available used oil data to the FSM national database.
Kiribati	Strengthening the legal and non-regulatory framework and enforcement; practical training; and establishing updated centralized information sharing on chemicals and waste (chemical import, use, waste generation, and export)	The project will provide support to Kiribati on a feasibility study for an improved, atoll appropriate landfill, and to developing systems for waste management on outer islands. Links will be made with training exercises and the project will make use of (and support the development of) the centralized information sharing platform developed under the SP.
Nauru	Developing a profile of waste through a comprehensive situational analysis; developing an Integrated Chemicals and Waste Management Policy and costed implementation plan; reviewing and updating the national legislative framework for chemicals and waste management to reduce overlap, close legislative loopholes, and strengthen national; and establishing a centralized data management system to enable updated data on chemicals and waste to be collected, stored, reported, and used for better decision- and policy-making;	The project will use (and where necessary assist) in the development of a comprehensive situational analysis of wastes in Nauru. This is required for the project intervention which includes establishing a waste transfer depot and large-scale composting at the landfill. The project will liaise closely on legislative upgrades, and make use of (and assist in the development of) a centralized data management system for chemicals and wastes.
Palau	Strengthening national and state legislative frameworks on chemicals and hazardous waste management matters; developing a centralized data management system for chemicals and waste data to ultimately improve reporting to the Conventions; strengthening human technical capacity to implement sound management of chemicals and waste by establishing vocational training programs; and establishing a certification system for preparers of Environmental Assessments (EAs) under Palau's environmental impact statement (EIS) process to improve the standard of EAs and strengthen capacity of EA assessors.	The project will assist Palau in the inventory and disposal of hazardous chemicals. The project will liaise closely with the SP activities on legislative upgrades (providing assistance where required), and on the development of a centralized data management system on chemicals and wastes.
Papua New Guinea	Establishing a coordination mechanism to coordinate chemicals and waste management issues effectively with stakeholders; stakeholder consultation on policy, legal, chemicals and waste management; identification of follow up actions necessary for policy and legal framework implementation; and public awareness and capacity building workshops on chemicals and waste management.	Project activities will focus on the clean up, repackaging, transport and disposal of disused DDT and PCB contaminated oil. The project will consult and brief the national coordinating committee established under the SP and cooperate and support on public awareness and capacity building activities. The project will make links between the SP public awareness

	capacity building workshops on chemicals and waste with industry and key stakeholders;	it make links between the SR public awareness activities, and Tide Turners plastic waste challenge youth engagement activities, ensuring activities are coordinated.
--	--	--

[1] <https://www.unenvironment.org/explore-topics/chemicals-waste/what-we-do/special-programme>

7. Consistency with National Priorities

Describe the consistency of the project with national strategies and plans or reports and assessments under relevant conventions from below:

NAPAs, NAPs, ASGM NAPs, MIAs, NBSAPs, NCs, TNAs, NCSAs, NIPs, PRSPs, NPFE, BURs, INDCs, etc.

The proposed ISLANDS programme design is consistent with SIDS' commitments and priorities. Globally, SIDS are guided by commitments to achieve the SDGs and the associated targets at national level. This programme is fully in line with SDG 12 on Sustainable Consumption and Production; SDG 3 on Good Health and Well-being; and SDG 6 on Clean Water and Sanitation. ISLANDS is designed to assist SIDS to meet the following specific SDG targets:

- 12.4 by 2020, achieve the environmentally sound management of chemicals and all wastes throughout their life cycle, in accordance with agreed international frameworks, and significantly reduce their release to air, water and soil in order to minimize their adverse impacts on human health and the environment.
- 12.5 by 2030, substantially reduce waste generation through prevention, reduction, recycling and reuse. The programme is also consistent with the guiding global policy for SIDS' development, the SAMOA Pathway. On chemicals and wastes management, the SAMOA pathway recognises the need to reduce, reuse, recycle, recover and return approaches according to national capacities and priorities *inter alia* through capacity-building and environmentally appropriate technologies^[1].

7.1 Pacific Priorities and regional setting

The project is in full alignment with the objectives of the Framework for Pacific regionalism^[2], including that of Strengthened governance, legal, financial, and administrative systems. This is to be achieved through regional collective actions such as: cooperation; coordination; collaboration; harmonization; and legal and institutional integration.

The Project is consistent with the strategic goals of the regional Cleaner Pacific 2025 Strategy^[3]. The four priorities of this strategy are to:

- Prevent generation of wastes and pollution;
- Recover resources from waste and pollutants;
- Improve management of residuals;
- Improve monitoring of the receiving environment.

The project preparatory phase involved the midterm review of regional and national progress towards achieving the goals set out in the Cleaner Pacific 2025, and the project design has been informed by the results of this review.

Table 13 outlines national priority issues, and consistency with relevant plans under the Stockholm and Minamata conventions.

Table 13: National priority issues

Country	National priority	NIP (Stockholm Convention)	NIP Update (Stockholm Convention)	MIA (Minamata Convention)
PACIFIC SIDS				
Cook Islands	e-waste	Yes, 2011 NIP prioritizes e-waste	Yes, 2018 NIP update prioritizes e-waste	Under development
Fiji	Improved waste management and recycling in settlements		NIP Update 2019 prioritizes the reduction of uPOPs emissions through improved waste management	Fiji is not a party to Minamata Convention
FSM ^[4]	Used oil	2007 NIP prioritizes used oil management.	Not yet complete. Delayed due to COVID-19 travel restrictions	MIA under development
Kiribati	Landfill redesign	Draft NIP prioritizes residual landfill waste	Completed March 2019. Prioritizes waste management and hazardous substances management.	MIA Under development – impacted by COVID-19 travel restrictions
Marshall Islands	Used oil	2009 NIP prioritizes residual landfill waste	Under development, impacted by COVID-19 travel restrictions	MIA Under development – impacted by COVID-19 travel restrictions
Nauru	Landfill management	2012 NIP prioritizes landfill waste	2018 draft NIP prioritizes landfill waste management	Not started
Niue	Recycling/Residual landfill waste	2005 NIP prioritizes landfill waste	NIP in initial stages, travel restricted due to COVID-19	MIA in initial stages impacted by COVID-19
Palau	Chemicals and pharmaceutical waste.	NIP prioritizes landfill waste	Under development, draft not yet available.	Under development, progress impacted by COVID-19
PNG	Stockholm POPs (DDT and PCBs)	2013 NIP prioritizes POPs stockpiles	2018 draft NIP update prioritizes POPs stockpiles	Under development, draft inventory available and reviewed
Samoa	Recycling, management of residual waste.	NIP prioritizes increasing recycling to decrease open burning	Priorities include improved waste management, and management of articles containing POPs.	Replacing and disposing of mercury medical instruments, reducing the use of dental amalgam, and phasing out mercury-containing products. ^[5]
Solomon Islands	e-waste	NA, proceeded directly to NIP update	2018 NIP and NIP Update prioritizes e-waste management	Solomon Islands is not a party to the Minamata Convention
Tonga	Recycling/Residual landfill waste	2007 NIP prioritizes landfill waste	January 2020, priorities include improved landfill management to reduce uPOPs generation	Under development, progress impacted by COVID-19
Tuvalu	Plastics management/Outer islands recycling	2006 NIP prioritizes landfill waste, as does National uPOPs action plan (2018)	Under development, progress impacted by COVID-19	Under development, progress impacted by COVID-19
Vanuatu	E-waste	Included in 2018 NIP, and in National uPOPs action plan	Under development, progress impacted by COVID-19	Under development, progress impacted by COVID-19

In addition to the specific national priorities listed above all countries in the Caribbean, Pacific and Indian Ocean regions confirmed the need to address a set of issues / priorities common across many countries. These include:

- Better management of land-based sources of marine litter, including the potential take informed decisions on / phase out of use of single use plastics.
- Better management of electronics and improved access to recycling technologies.
- Systems to address huge increases in waste volumes produced following natural disasters such as cyclones, hurricanes and tsunamis.
- Improved customs regulations and controls on import of hazardous chemicals and goods containing hazardous waste.
- Reduced risks from pesticide use, specifically phasing out Highly Hazardous Pesticides (HHP) linked to less environmental pollution, to lower chemical residues in food and exposure during application.
- Improved management of used oil waste, e-waste, pneumatic tyres, and end of life vehicles.
- Phase-out of mercury containing products and devices in line with the Minamata Convention phase-out deadline of 2020.
- Improved management of waste streams that can lead to the releases of Hg, new POPs, UPOPs, or marine litter, etc., including WEEE management, Healthcare Waste Management and Municipal Waste Management through the engagement of the private sector, introduction of BAT/BEP and introduction of import bans/restrictions (Hg containing products, single use plastics, etc.).
- Reduced risks from pesticide use, specifically phasing out Highly Hazardous Pesticides (HHP) linked to less environmental pollution, to lower chemical residues in food and exposure during application.

[1] <http://www.sids2014.org/content/documents/336SAMOA%20Pathway.pdf>

[2] <https://www.forumsec.org/wp-content/uploads/2017/09/Framework-for-Pacic-Regionalism.pdf>

[3] Cleaner Pacic Str ategy, <https://www.sprep.org/attachments/Publications/WMPC/cleaner-pacic-str ategy-2025.pdf>

[5] <http://www.mercuryconvention.org/Portals/11/documents/MIAs/Samoa-MIA-2018.pdf>

8. Knowledge Management

Elaborate the "Knowledge Management Approach" for the project, including a budget, key deliverables and a timeline, and explain how it will contribute to the project's overall impact.

As outlined in the approved ISLANDS PFD, effective knowledge management is required to ensure that ISLANDS' child projects equate to more than the sum of their parts. That is, accumulated knowledge assets (derived from each of the ISLANDS child projects) will be captured, stored, and distributed through knowledge products and services plus knowledge assets (by the Coordination, Communications and Knowledge Management project), to all stakeholders. The aim is to foster an environment of cross fertilisation between regions to ensure best practice is applied at global level thus "raising the bar" of environmental compliance, and ensuring the project acts as an efficient "hub," to the regional child project "spokes."

Under the ISLANDS Programmatic knowledge management approach, each ISLANDS Regional Child project includes Component 4: *Coordination, knowledge management and communications*. This component is expected to lead to the outcome of SIDS experiences being available to other SIDS, and that SIDS learning exchange is active. In this project, activities under Component 4 will include both generate and disseminate knowledge within the Pacific region (using tools and formats developed by the Coordination, Communications and Knowledge Management project) and, provide inputs to the Coordination, Communications and Knowledge Management project for dissemination outside the region. The Coordination, Communications and Knowledge Management project is a vehicle to capture and make accessible knowledge derived from all regional child project activities, as well as SIDS relevant resources from other activities (historical and future). The overall aim of this approach to promote the use of evidence-based learning to deliver benefits across SIDS into the future.

The Pacific project includes activities dedicated to the generation of case studies and sharing of knowledge on best practices and technologies related to chemicals and waste management for SIDS. These are outlined in the Alternative Scenario (above), and budgeted under Component 4. Key deliverables include detailed case studies and fact sheets on:

- e-waste management and recycling systems in the Solomon Islands and the Cook Islands;
- oil recycling levy and take back system in the four states of FSM;
- national composting and recycling system in Nauru;
- levies on import and recycling of bulky waste in Niue;
- National behavioral change (to reduce overall waste generation, increase recycling rates, and improve waste management) campaign in Tuvalu.

The timing of the development and delivery of these deliverables will be agreed and reviewed annually with the Coordination, Communications and Knowledge Management project, as part of the execution of the programmatic communications plan. This draft plan (included as Annex C) outlined the links between knowledge creators with knowledge users, and sets out the timing of communications activities.

The aim of the project's communications work is to increase the total number of ISLANDS beneficiaries by communicating information and disseminating knowledge on chemicals and wastes, increasing awareness among target groups, stimulating behaviour change, and expanding and extending project impact.

9. Monitoring and Evaluation

Describe the budgeted M and E plan

All monitoring activities will be developed to be fully in line with the forthcoming GEF monitoring policy. Monitoring activities will be developed by the Project Coordinator, and the Project Coordinator will be responsible for ongoing monitoring of the project and for reporting to the Coordination, Communications, Knowledge Management project, which is monitoring the overall ISLANDS Programme.

The Project Coordinator will prepare an annual report on project level activities and achievements to be submitted to the Coordination, Communications, Knowledge Management project. These annual reports will include progress towards Programme-level outcomes, and major milestones achieved through project execution.

In-line with the GEF Evaluation requirements, the project will be subject to an independent Terminal Evaluation (TE). Additionally, a performance assessment will be conducted at the project’s mid-point. The Evaluation Oce will decide whether a Mid-Term Review, commissioned and managed by the Project Manager, is sufficient or whether a Mid-Term Evaluation, managed by the Evaluation Oce, is required.

The TE will provide an independent assessment of project performance (in terms of relevance, effectiveness and efficiency), and determine the likelihood of impact and sustainability. The project performance will be assessed against standard evaluation criteria using a six-point rating scheme. It will have two primary purposes: (i) to provide evidence of results to meet accountability requirements, and (ii) to promote learning, feedback, and knowledge sharing through results and lessons learned among UNEP staff and implementing partners. The direct costs of the evaluation will be charged against the project evaluation budget. The TE will typically be initiated after the project’s operational completion. If a follow-on phase of the project is envisaged, the timing of the evaluation will be discussed with the Evaluation Oce to feed into the submission of the follow-on proposal.

The draft TE report will be sent by the Evaluation Oce to project stakeholders for comment. Formal comments on the report will be shared by the Evaluation Oce in an open and transparent manner. The final determination of project ratings will be made by the Evaluation Oce when the report is finalised.

The evaluation report will be publicly disclosed and will be followed by a recommendation compliance process. The evaluation recommendations will be entered into a Recommendations Implementation Plan template by the Evaluation Oce. Formal submission of the completed Recommendations Implementation Plan by the project manager is required within one month of its delivery to the project team. The Evaluation Oce will monitor compliance with this plan every six months for a total period of 12 months from the finalisation of the Recommendations Implementation Plan

Table 14: Project Monitoring and Evaluation plan

M&E activity	Purpose	Responsible Party	Budget (US\$)	Timeframe
Inception workshop	Review of project activities, outputs and intended outcomes; detailed work planning	EA	0	Within two months of project start. Will convene virtually.
Inception report	Provides implementation plan for progress monitoring	EA	Included in EA fee	Immediately following Inception Workshop
PSC meetings	Provide for project level oversight	EA	0	Annually (convening virtually)
Ongoing monitoring (project execution)	This activity will be ongoing to allow continuous monitoring of the execution of the project. This will be completed by the project coordinator and the finance and procurement officer	Project coordinator and Finance and Procurement Officer	112,500	Ongoing
Gender mainstreaming	A gender consultant will monitor gender mainstreaming and overall opportunities for women on an annual basis	Gender consultant	30,000	Annually
Annual reporting on progress to CCKM	This will be completed annually by the Project Coordinator	EA	Included in EA fee	Annually
Midterm Review	To assess project progress and to recommend corrective actions	Consultant	50,000	At the midterm of the project
Terminal report	Reviews effectiveness against implementation plan Highlights technical outputs Identifies lessons learned and likely design approaches for future projects, assesses likelihood of achieving design outcomes	EA	Included in EA fee	At the end of project implementation
Independent Terminal evaluation	Reviews effectiveness, efficiency and timeline of project implementation, coordination mechanisms and outputs Identifies lessons learned and likely remedial actions for future projects Highlights technical achievements and assesses against prevailing benchmarks	UNEP Evaluation Office	100,000	At end of project implementation
Total indicative Monitoring & Evaluation cost			\$292,500	

10. Benefits

Describe the socioeconomic benefits to be delivered by the project at the national and local levels, as appropriate. How do these benefits translate in supporting the achievement of global environment benefits (GEF Trust Fund) or adaptation benefits (LDCF/SCCF)?

The project is designed to deliver socioeconomic benefits in each of the 14 project countries. The planned project will be executed in a unique context. The ongoing COVID-19 pandemic means that borders to Pacific countries that rely on tourism for large portions of their GDP are closed. This contraction of the economy is causing rising levels of unemployment across the region.

This situation is further exacerbated in the Pacific region where the median age is 23 years of age and this is particularly pronounced in the Melanesian subregion^[1]. The future economic prosperity, political success and social stability of the region is dependent on harnessing this group, and preventing youth marginalisation and disillusionment^[2].

The project is focused on behavioural change. This means increased awareness and understanding on waste management of the wider population, and increased recycling in SIDS. Increased recycling is expected in Pacific SIDS due to both increased awareness (through the project) and increased economic activity around recycling (facilitated by the Moana Taka shipping partnership which provides free shipping). National activities related to recycling are expected to lead to more job opportunities in the recycling and waste management sector. Project interventions have been conceived in light of the need to provide opportunities for youth, for sustainable livelihoods and employment. Unemployed youth are key project stakeholders and will be targeted for jobs. Establishment of and increased container deposit legislation (CDL) schemes will also lead to increased economic opportunity, as individuals can collect PET, cans, and other recyclables included under CDL schemes and receive the refund. Anecdotal evidence from discussions with Tuvaluan counterparts indicate these schemes have been successful on the outer islands of Tuvalu, the financial incentive of refunds resulting in enthusiastic uptake of the scheme by young people.

In Component 2, the private sector partnership planned with Swire Shipping is likely to provide employment opportunities in end-of-life vehicle collection. Swire plan to employ a local labour force for collection and packing of vehicles for export. In Fiji, where it is expected vehicles will be dismantled (with the POPs contaminated car interiors being disposed of at a sanitary landfill) and car bodies crushed for shipment to steel recycling markets, the project is expected to generate significant local employment. The details and specific targeting will be confirmed by a feasibility study to be completed in the first year of the project.

In Component 3, e-waste dismantling and recycling facilities will be established in the Cook Islands and the Solomon Islands. Both of these activities have the potential to generate long-term employment opportunities supported by related levies placed on the import of electronic products. In Samoa, a pilot remaking workshop will be established to repair electronic equipment including small household items. The aim of this initiative is to provide skills training and life-long learning opportunities for Samoans. It is envisaged that a small shop will be established (selling repaired discarded items), in order to fund the ongoing operation of the workshop. It is envisaged this initiative will provide some employment opportunities, but more significantly it will provide the opportunity for people to learn how to repair household items, decreasing waste and demand on imported goods, and providing the opportunity for the establishment of repair businesses. Also in Component 3, in Nauru, Niue, Tonga and Tuvalu, jobs will be created as waste transfer stations are developed to process recycling waste. These countries are working on efforts to levy beverage and other containers. The introduction of these sustainable financing measures means citizens are incentivised to collect recyclables to claim the deposit. This provides cash for people and results in less litter, and waste in the environment.

In Component 4, there is a focus on educating and empowering 150,000 youth through joining the Tide Turners movement to address plastics waste. Engaging youth to make changes in their personal plastic consumption, and in becoming community leaders, is essential to changing long-term behaviours around plastic and waste management in the Pacific. Socially, the focus is expected to engage as opposed to marginalise, and empower, as opposed to disempowerment youth.

[1] <https://www.lowyinstitute.org/publications/demanding-future-navigating-pacific-youth-bulge>, accessed online 10 August 2020.

[2] Ibid.

11. Environmental and Social Safeguard (ESS) Risks

Provide information on the identified environmental and social risks and potential impacts associated with the project/program based on your organization's ESS systems and procedures

Overall Project/Program Risk Classification*

PIF

CEO Endorsement/Approval MTR

TE

Medium/Moderate

Measures to address identified risks and impacts

Elaborate on the types and risk classifications/ratings of any identified environmental and social risks and impacts (considering the GEF ESS Minimum Standards) and any measures undertaken as well as planned management measures to address these risks during implementation.

APPENDIX 8 - Risk Mitigation Plan

Risk	Risk ranking	Proposed mitigation measures
COVID-19 risks		
Due to COVID-19 travel ban, Project Coordinator cannot travel to Samoa to begin post	High	Currently, there is very restricted travel in and out of Samoa. Consultations with the Government of Samoa indicate that this situation is set to continue well into 2021. As such, placement of an international Project Coordinator will be difficult. To mitigate this risk, the recruitment activities for the Project Coordinator will focus on New Zealand, the one country with flights to New Zealand. Administrative arrangements will be made with the Government of Samoa, in advance to ensure that travel is possible. If the successful applicant is from another country, additional consultation work will be required to clear travel (through the Government of New Zealand).
Restricted travel	High	The Pacific region has avoided many impacts of COVID-19 by restricting travel within and into the region since February 2020. It is likely these restrictions will continue into the foreseeable future. As such project travel for meetings, trainings, consultations, and technical assistance may not be possible. To ensure project activities can continue in an environment of constrained travel, the project will focus on establishing regular project meetings via Zoom. At the beginning of the project, countries will be offered internet upgrade to ensure they are able to participate in online meetings and training. The first year of the project will include recruitment of national technical officers in each country, to ensure a dedicated focal point is available to prepare for national activities, and convene national consultations. No international consultancies or technical assistance involving travel to countries is planned for 2021. This approach will be reviewed when the COVID-19 pandemic subsides.
Decreased local support due to shifted priorities	Low	National consultations have been (virtually convened) to assess country readiness, and adapted accordingly. A project technical assistant will be hired in each Pacific country to ensure that the project does not overburden Pacific counterparts.

		It is noted that single use plastic use is increasing internationally as part of the response to COVID-19. This has the potential to offset the work of the project in decreasing waste. This will be monitored carefully during the project and corrective measures taken where necessary.
Increase of new waste streams	Medium	
Negative impacts to SIDS economies (especially due to tourism and remittance reduction)	High	Consultations convened with country counterparts indicate that they are facing general economic downturns and increased unemployment. Development of in-country capacity will help to mitigate impacts, and generating new employment opportunities.
Climate change risks		
Rising sea levels	High	In many Pacific SIDS climate change is considered one of the greatest threats to the livelihoods, security and wellbeing of their people, particularly on low-lying atolls. Areas of the Cook Islands, Federated States of Micronesia, Kiribati, Marshall Islands, and Tuvalu are only a few metres above present sea level and may face serious threat of permanent inundation from sea-level rise, this presents significant barriers to the sound management of chemicals and wastes. SIDS waste management facilities face threats of inundation. While the project cannot mitigate this risk in its entirety, activities to climate proof landfills have been prioritized by Tonga and will be the focus of Tonga's national activity.
Infrastructure damage due to increased cyclone frequency and severity	Medium	The impacts of climate change have been considered in the design of the project and will be closely monitored during execution. National activities involving landfill and recycling infrastructure will be executed in a climate sensitive way, ensuring that all structures are well cited, and climate-proofed.
Increase in disaster waste due to increased cyclone frequency	Medium	This is an ongoing issue in the Pacific region. While the project does not address the reduction of disaster waste directly, it aims to reduce the overall amount of waste being directed to landfill. Indirectly, this will ease the burden on landfill sites. The project is collaborating closely with PWP which is addressing disaster waste, and synergies between activities will be ensured.
Operational/delivery risks		
Political priorities, will and/or buy-in are not adequate for execution of key project activities	Medium	The institutionalisation of the project's activities will be encouraged. Pacific government stakeholders were engaged throughout the project development phase to ensure that national priorities are clearly reflected in the project design. Continuous communication and updates will be provided to the national focal point and key agencies to ensure sustained support. The presence of a technical assistance in each country will facilitate project coordination and communication, without overburdening national counterparts.
Executing Agency procure	High	The project is one of several large (>\$10million) projects being executed by SPPED. Close consultation back

ment processes not capable of expending project funds in a timely manner		is being executed by SPREP. Close consultation has been undertaken with the other large projects, PWP and POLP, to establish the procurement capability of SPREP. Both projects have been working closely with the SPREP executive to improve procurement procedures. This risk will be mitigated through ongoing cooperation with PWP and POLP, and joint consultation with the SPREP executive. In addition, UNEP will procure the services related to the PNG POPs disposal in the first year of the project, to ensure these proceeds without delay.
Centralized regional execution results in the project unable to achieve sufficient results at national level.	Medium	Extensive consultation was undertaken with Pacific focal points on this issue. It was noted that the centralized regional execution of previous projects resulted in little national ownership, or awareness of the project. This project is much larger than previous interventions, with significant national level activities in each country. As such it was agreed that all national activities will be coordinated by a national technical assistant to ensure a consistent concentrated national presence for the project in each of the participating countries.
Stockpiles of remaining POPs in PNG are unable to be located, and released to the environment	Low	To mitigate this risk, DDT stocks in PNG were safeguarded during the project preparatory phase. The DDT stocks were secured in two shipping containers and are being monitored by the PNG ministry of environment. The collection, repackaging and transport of these stocks is scheduled for year 1 of the project to ensure that the chemicals are transported to Australia as quickly as possible for destruction. Given the possibility of continued restricted global travel, qualified PNG based companies have been identified and confirmed they can undertake this work.
Duplication of effort by donors/projects	Low	During the project preparatory phase, UNEP recognized the need for regional coordination, among the numerous donors/actors undertaking activities in the chemicals and waste space. In response a donor coordination briefing was convened in December in Australia. Donors/actors agreed to ongoing increased communication and coordination, to ensure activity designs are synergistic and do not overlap. This coordination continues, with frequent communications between donors/actors. In addition a regional focal point was established (within the PWP) to monitor the progress in each country on container deposit legislation, as this is acknowledged a precursor to improved recycling approaches in each country.
Private sector and/or community support and behavioural change are not adequate	Low	The private sector and CSOs/NGOs have been engaged throughout the project preparation phase and will continue to be engaged throughout the project's execution. Members will be included on National Working Groups to ensure that their needs are being met. Awareness raising campaigns will be developed and executed to engender additional support from these groups.
Some countries make little progress, due to not priorit	Medium	The project includes 14 Pacific countries. It is highly likely that some countries will face delays in interventions due to competing priorities, or other reasons. To mitigate this risk each country will host a national technical assistant, based at the ministry of environment and re

ising the project		sponsible to the Project Coordinator (based at SPREP). The role of this individual will to maintain momentum o f the activity (where possible) and to adapt activities (w here necessary) in coordination with the country count erparts and the Project Coordinator.
Technical risks		
Recycling systems cannot be nanced sustainably	High	High costs of transport and large geographic distances to global markets mean, recycling is not viable without a dditional funds. Successful initiatives in the Pacic inv ol ve the introduction of container deposit legislation. To e nsure technical assistance provided by the project is su stainable, the project has conrmed that all P acic coun tries prioritising activities on recycling are also working on container deposit legislation to sustain the cost of re cycling. In addition, the Moana Taka partnership provide s free shipping for recycling activities.
Inadequate data available to support activities	Medium	Historically, data collection within the region is not ad equate. Where required information is not available, t he project executers and partners will work with stak eholders to collect raw data and develop mechanism s to ensure that sustainable data collection mechanis ms are implemented.
Social risks		
Continued disregard for th e environmental and healt h impacts of existing wast e management activities	Low	Awareness raising campaigns will be developed and conducted for government and private sectors as wel l as the public to engage key community authorities a nd vulnerable groups (e.g. youth, Indigenous commun ities).
Economic displacement of informal sector workers th rough formalisation of che micals and waste manage ment systems	Low	Communities/relevant experts and the informal secto r will be engaged in the execution of the project's acti vities to ensure that developed and implemented stra tegies provide safe economic opportunities for infor mal recyclers. These workers will also benet from tr aining on best environmental practices to protect the m from the negative health impacts associated with i mproper waste management.

Supporting Documents

Upload available ESS supporting documents.

Title	Module	Submitted
10267 - Appendix 08 - Risk Mitigation Plan	CEO Endorsement ESS	
10267 - Appendix 07 - SRIF COVID19 additional questions_Pacific	CEO Endorsement ESS	
10267 - Appendix 07 - SRIF 15	CEO Endorsement ESS	

ANNEX A: PROJECT RESULTS FRAMEWORK (either copy and paste here the framework from the Agency document, or provide reference to the page in the project document where the framework could be found).

Annex A: Project Results Framework (either copy and paste here the framework from the Agency document, or provide reference to the page in the project document where the framework could be found).

Component 1: Preventing the Future Build-Up of Chemicals Entering SIDS						
Outcome 1	Outcome Indicators	Baseline	Targets and Monitoring Milestones	Means of Verification	Assumptions & Risks	UNEP MTS Expected Result
Pacific SIDS have in place effective mechanisms to control the import of chemicals, and products that lead to the generation of hazardous waste	No. of Pacific SIDS with policies, strategies, laws, regulations to control the import of chemicals, and products that lead to the generation of hazardous waste, including the number that address gender	Pacific SIDS have varying levels of environmental legislation and controls in place to control imports of chemicals and the generation of hazardous wastes. Levels of capacity to develop, draft, enact, implement and enforce. A thorough review of the situation in each Pacific country was undertaken concurrently with the preparatory process of this project, through PWP. Information on gaps and capacity constraints have informed the development of project activities.	<p>Mid-term 3 x specific legislative revisions for Pacific countries 1 x strategy to reduce hazardous imports 4 x legislative references to gender</p> <p>End of Project 1 x generalized model legislation to control mercury and associated drafting instructions (to support Mercury Free Pacific campaign) 6 x specific legislative revisions for Pacific countries 6 x references to gender</p>	<p>Draft legislation</p> <p>Strategy to reduce hazardous imports</p>	Countries fail to enact legislation within the lifetime of the project. Parliamentary processes are slow in many Pacific countries.	<p>(a) Policies and legal, institutional and scalar strategies and mechanisms for sound chemicals management developed or implemented in countries within the framework of relevant multilateral environmental agreements and SAICM</p> <p>(b) Policies and legal, institutional and scalar strategies and mechanisms for waste prevention and sound management developed or implemented in countries within the framework of relevant multilateral environmental agreements and SAICM</p>
Component 1 Outputs	Output Indicators	Baseline	Targets and Monitoring Milestones	Means of Verification	Assumptions & Risks	UNEP PoW Output Reference Number
Output 1.1: Legislative frameworks for sustainable management in place in Pacific SIDS	<p>1. No. of Pacific SIDS supported to establish functioning sustainable management systems for e-waste, used oil and bulky waste (1.1.1, 1.1.2, 1.1.3) (Indicator 4.1)</p> <p>2. No. of Pacific SIDS supported to draft litter management acts (1.1.4) (Indicator 4.12)</p>	According to the Midterm review of the Cleaner Pacific 2025, the Pacific aims to have 8 e-waste collection systems and 10 used oil collection systems in place by 2025. As of 2020 however there are only 2 e-waste recycling systems and 4 used oil systems. The Cook Islands, FSM and Niue do not yet have in place economic instruments to sustainably manage e-waste, used oil and bulky waste respectively, but have prioritized these waste streams in their national waste management strategies and in consultations on the prepar	<p>Mid-term 1 x e-waste system legislated for (Cook Islands, Vanuatu, Cook Islands) 1 x used oil system legislated for (FSM) FSM 4 x webinars on process of developing waste levies 1 x finalized updated litter management act (Fiji)</p> <p>End of Project 2 x bulky waste system legislated for (Marshall I</p>	Draft legislation Gazetting of legislation	Country maintains appetite for establishing systems to put in place sustainable management mechanisms for specific wastes	(a)(2)(3)

		ations for ISLANDS. Fiji has requested support to complete the update of its litter management act.	slands, Niue)			
Output 1.2: Strategies to improve waste management in Pacific SIDS	3. No. of Pacific SIDS supported with training, tools to draft national hazardous waste strategies (1.2.1, 1.2.3, 1.2.5) (Impact Indicator 4.2) 4. No. of regional codes of conduct on hazardous management in the Pacific region (1.2.3, 1.2.4, 1.2.5, 1.2.6) (Impact Indicator 4.1)	The Waigani Convention requires parties to develop national hazardous waste management strategies. This is in line with Cleaner Pacific 2025 requirements. Currently, all Pacific countries have, or are working with JRPIS M II and SPREP to develop national solid waste management strategies. These strategies however omit hazardous waste. Samoa has started to consider this issue. Having completed its MIA and identified priorities for phasing-out mercury-containing products. It is working to reduce the amount of imports entering the country that nish their life as hazardous waste, but is yet to undertake a complete and systematic assessment for non-mercury containing hazardous waste.	Mid-term 7 x national hazardous waste management strategies 1 x national strategy to reduce hazardous imports (Samoa) 1 x digital training platform on hazardous waste management End of project 14 x national hazardous waste management strategies 1 x regional code of practice on hazardous waste management in the Pacific	Samoa national hazardous import strategy Final act	Information available from Customs agencies to complete analysis of potentially hazardous imports	(a)(1)(2)
Output 1.3: Model legislation to control mercury containing products for use by Pacific SIDS drafted and made available for adoption (regional)	5. No. of model legislation on mercury and mercury containing products available for Pacific SIDS (1.3.1, 1.3.2, 1.3.3) (Impact Indicator 4.1) 6. No. of drafting instructions on mercury and mercury containing products available to Pacific SIDS (Impact Indicator 4.1)	According to a recent review by the University of Melbourne on the Pacific legislative environment. The review notes that Pacific countries party to the Minamata Mercury Convention (Kiribati,) require legislative reforms to address these mercury wastes streams identified in initial assessments.	Mid-term 1 x model legislation on mercury and mercury containing products 1 x drafting instructions on mercury and mercury containing products End of project 10 x webinars on mercury regulation	Model legislation Drafting instructions		(a)(3)
Component 2: Safe Management and Disposal of Existing Chemicals, products and materials						
Outcome 2	Outcome Indicators	Baseline	Targets and Monitoring Milestones	Means of Verification	Assumptions & Risks	UNEP MTS Expected Result
Harmful chemicals and materials present and/or generated in SIDS are being disposed of in an environmentally sound manner	- No. of Pacific countries implementing Sustainable Best Practices in WCP (or legacy chemicals and other hazardous wastes) - No. of tonnes of DDT repackaged and disposed of in an	Pacific countries lack facilities to dispose of hazardous and bulky wastes including in country. These include POPs chemicals and products containing mercury; end of life vehicles. Pacific countries with low lying atoll geography, also lack adequate facilities to dispose of non-hazardous waste in an environmentally sound manner. As a result, high quantities of plastic wastes are being	Mid Term 7 Pacific countries with Improved management of harmful chemicals and waste End of project 14 Pacific countries with Improved management of harmful chemicals and waste	Project reports Chemicals destruction certificates Shipping documentation	That the DDT and PCB contaminated oil identified remains available for collection.	(a)(1)(2)

	environmentally sound manner. - No. of tonnes of mercury containing products disposed of	or plastic wastes are burned, created dioxins and furans, or released directly into the marine environment, as dumpsites are inundated with sea water during storm surges.				
Component 2 Outputs	Output Indicators	Baseline	Targets and Monitoring Milestones	Means of Verification	Assumptions & Risks	UNEP PoW Output Reference Number
Output 2.1: Pacific SIDS supported in sound repackaging, shipping, collection, and disposal of POPs and mercury waste	7. No. of tonnes of DDT repackaged and disposed of in an environmentally sound manner. (2.1.1, 2.1.2) (Impact Indicator 1.1) 8. No. of tonnes of mercury containing products disposed of (2.1.3) (Impact Indicator 1.1)	Papua New Guinea historically used DDT for vector borne disease control. Since PNG stopped using DDT stocks have been stored in various locations around the country. Said stocks have often been looted, and DDT has been used by local communities used for gardening and fishing. During the project preparation phase the project team inventoried and secured remaining 15 tonnes of stocks.	<u>Mid-term</u> 12 tonnes of DDT disposed of 11 tonnes of PCB contaminated oil disposed of <u>End of project</u> 2 tonnes of mercury containing products disposed of	Repackaging reports Transport certificates Destruction certificates	DDT stocks remain secure.	(a)(1)(2) (b)(1)(2)
Output 2.2: Technical assistance and support for shipping and disposal of end of life vehicles (ELVs) from Pacific SIDS to Asian recycling markets (regional)	9. No. of partnership agreements established (2.2.2) (Impact indicator 11.1) 10. No. of people trained in vehicle dismantling (2.2.1, 2.2.3, 2.2.4) (Impact Indicator 10.1) 11. No. of people employed in vehicle dismantling (2.2.3, 2.2.4) (Impact Indicator 6.1) 12. No. of tonnes of POPs contaminated car parts disposed of (2.2.4) (Impact Indicator 1.1)	ELVs are a common form of bulky waste in all Pacific island countries. ELVs contain POPs. Currently no Pacific country has in place a scrapping scheme, or any other modalities to dispose of ELVs. To begin addressing this problem, some Pacific countries (including Samoa), have put in place age restrictions on second hand vehicles being imported into the country. Additional work is required to assess the feasibility of exporting ELVs on a commercial basis, and on environmentally sound management of the POPs component.	<u>Mid-term</u> 1 x feasibility studies on regional approach to ELV disposal 100 x people trained in vehicle dismantling (50% women) 1 x ELV private sector partnership established <u>End of project</u> 170 tons of POPs disposed of in an environmentally sound manner 20 x employed in vehicle dismantling 1 x recycling partnership established and operating at a pilot	Shipping records Project reports	Pacific SIDS governments prepared to provide ELVs to partnership without cost. Each vehicle contains approximately 0.016Kg of POPs contaminated car parts (dashboard, plastic components and seats)	(a)(1)(2) (b)(1)(2)
Output 2.3: Studies, technical assistance and training provided to improve residual (municipal) waste management in selected Pacific SIDS	13. No. of landfills climate-proofed in Tonga (2.3.1, 2.3.2) (Impact Indicator 3.1) 14. No. of compost facilities established in Nauru (2.3.3, 2.3.4) (Impact Indicator 3.3)	In Tonga, the Government of Japan through the JICA/JPRISM Project funded the rehabilitation of Kalaka Landfill into a semi-aerobic landfill to better manage waste in Vava'u. Rehabilitation of Ha'apai and 'Eua landfills using the same semi-aerobic method is a priority of the Tongan government. This work is central to the implementation of the national 3R program to reduce waste and	<u>Mid-term</u> 2 x climate proofing designs and project plans (Tonga) 1 x feasibility study for national composting facility (Nauru) <u>End of project</u> 2 x landfills in Tonga rehabilitated and climate proofed 1 x compost facility	Compost facility design Compost facility construction contracts and reports Landfill rehabilitation reports		(a)(1)(2) (b)(1)(2)

		to climate proof the landfills, preventing pollution of the environment with waste. In Nauru over 50% of household waste is organic and currently going to landfill. Nauru has very little topsoil or growing medium due to widespread phosphate mining, as such composting is an essential resource to upscale the growing of food crops.	ility established in Nauru to process organic fraction			
Output 2.4: Feasibility analysis and design of waste management systems for atolls completed and made available to all Pacific SIDS	15. No. of atoll-appropriate landfill designs completed and made available (2.4.1, 2.4.2) (Impact Indicator 4.1) 16. No. Of comprehensive waste management systems for outer islands (2.4.3) completed and made available (Impact Indicator 4.2)	Kiribati is series of a low-lying coral atolls. Throughout the country there are only four operational waste disposal sites. There are located on coastal areas on South Tarawa, the capital. These dumping sites are not well designed thus the walls often break down during king tides and heavy rains. The wastes dumped at these sites were mixed with high volume of organic wastes. The outer islands (with the exception of Kiritimati) have no disposal sites, nor waste collection systems and wastes are being openly burned, or dumped at sea or on land.	Mid-term 1 x feasibility analysis for solid waste management system (Kiribati) End of project 1 x atoll appropriate landfill design (Kiribati) 10 x comprehensive waste management systems for outer islands	Feasibility study Landfill design Specification Tender documents	It is assumed that the Government of Kiribati is prepared to identify finance for the construction of the landfill.	(a)(1)(2) (b)(1)(2)
Component 3: Safe Management of Products entering SIDs/Closing Material and Product loops for Products						
Outcome 3	Outcome Indicators	Baseline	Targets and Monitoring Milestones	Means of Verification	Assumptions & Risks	UNEP PoW Output Reference Number
Build-up of harmful materials and chemicals is prevented through establishment of effective circular and life-cycle management systems in partnership with the private sector	- No. of Pacific SIDS meeting the CP2025 target of 75% recycling of e-waste and used oil - No. of tonnes of e-waste recycled with project support	According to the Midterm review of the Cleaner Pacific 2025, the Pacific aims to have 8 e-waste and 10 used oil collection systems in place by 2025. As of 2020 however there are only 2 e-waste recycling systems and 4 used oil systems. Current recycling rates in the Pacific are low, reported to be below 32% in 2014. The region has a target recycle rate of 75% by 2025.	End of project 8 Pacific SIDS meeting CP2025 target of 75% of e-waste recycled 10 Pacific SIDS with used oil collection systems in place 100 tonnes of e-waste recycled 8 TEQ of POPs prevented through reduction in open burning			(a)(1)(2)(3)(4)
Outputs	Output Indicators	Baseline	Targets and Monitoring Milestones	Means of Verification	Assumptions & Risks	UNEP PoW Output Reference Number
Output 3.1: Tools, TA and training for the Establishment of e-waste dismantling and recycling system (national and regional), results documented and	17. No of e-waste dismantling facilities and recycling systems in Pacific Island countries (3.1.1, 3.1.2, 3.1.3, 3.1.4) (Impact Indicator 4.2)	The Cook Islands worked with Pacwaste (2016-2018) to complete an initial design for an e-waste dismantling system. Some export of e-waste has been completed, but assistance is required to	End of project 40 x trainees trained in e-waste dismantling (from Cook Islands, Solomon Islands and Vanuatu) (50% of trainees	Project reports Export certificates for e-waste	Support from PacwastePlus remains on schedule. This includes the designation of land for a suitable dismantling facility.	(a)(1)(2)(3) (b)(1)(2)(3)

s documented and made available to all Pacific SIDS	1.4) (Impact Indicator 3.1) 18. No. of pilot remaking workshops established (3.1.5, 3.1.6) (Impact Indicator 8.1) 19. No. of trainees trained in e-waste dismantling (Impact Indicator 10.1)	assistance is required to scale up the system, and to include outer islands. The Solomon Islands is receiving support from PWP to conceive and develop an e-waste management system, including supporting legislation. Incremental assistance is sought from ISLANDS to scale up and operationalize the system. In Samoa PWP is working to establish e-waste recycling. There is significant regional interest in piloting "remaking workshops" in an effort to divert waste from landfill, and provide a space for vocational learning. As the median age in the Pacific is 23 years old and unemployment is high, sustainably livelihoods are desperately required. The concept of "remaking" from waste materials is seen a potential contributor to both increased sustainable livelihoods and decreased waste.	(50% of trainees should be women) 3x e-waste dismantling facilities and recycling systems operating (Cook Islands, Solomon Islands and Vanuatu) 1 x pilot remaking workshop established (Samoa)		Participants from Cook Islands and Solomon Islands can take advantage of the PWP training in Samoa.	
Output 3.2: Operationalisation of waste transfer and sorting stations for bulky waste and recycling results documented and made available to all Pacific SIDS	20. No. of waste transfer stations established and operationalized (3.2.1, 3.2.3) (Impact Indicator 3.3) 21. No. of tonnes of waste prevented from entering landfill (3.2.2) (Impact Indicator 1.3) 22. No. of plastics and bulky waste recycling systems in place (3.2.4) (Impact Indicator 4.1)	Due to limited space in landfills and the need to prevent the generation of hazardous waste through burning of municipal waste, Nauru, Niue, Tonga and Tuvalu are seeking to establish waste transfer facilities to sort, process and establish recycling systems for wastes.	Mid-term 5 x waste transfer stations (Nauru, Niue, Palau, Tonga, Tuvalu) 5x plastics and bulky waste recycling systems established (Palau, Marshall Islands, Niue and Tonga) End of project 1,000 tonnes of waste diverted from landfill 500 tonnes of plastics waste recycled 500 tonnes of bulky waste recycled	Technical construction reports Export certificates and documentation from recycling		(a)(1)(2) (b)(1)(2)
Output 3.3: Establishment of used oil management of used oil management systems in SIDS results documented and made available to all Pacific SIDS	23. No. of used oil storage facilities (3.3.1) (Impact Indicator 3.3) 24. No. of tonnes of oil recycled. (3.3.2) (Impact Indicator 1.3) 25. No. of used oil management guides (3.3.3, 3.3.4) (Impact Indicator 4.1)	FSM has a used oil stockpile of 900,000L. Assistance was provided under GEF ID 4066 to dispose of 70,000L (through export to New Zealand for recycling and the construction of a used oil storage facility). FSM recognizes the need to put in place a levy system on the import of oil, to ensure funds are available for disposal (assistance in this regard is proposed under Component 1). Assistance is also required	Mid-term 3 x used oil storage facilities established 1 x used oil management guide End of project 900L tonnes of used oil disposed of/recycled	Construction reports. Shipping paperwork, export permits	Recyclers interested in processing used oil	(a)(1)(2)

		to establish additional used oil storage facilities, as well as developing agreements with used oil recyclers, and identifying a buyer for legacy used oil.				
Output 3.4: Technical backstopping provided to manage healthcare waste to Pacific SIDS	26. No. of Pacific countries assisted through technical backstopping facilities for healthcare waste management (3.4.1, 3.4.2) (Impact Indicator 3.1) 27. Reduction in dioxin and furan emissions from incomplete combustion of healthcare waste (3.4.1, 3.4.2) (Impact Indicator 1.2)	Healthcare waste in the Pacific is currently being managed poorly. This is due in part to the failure of countries to maintain and appropriately utilise the healthcare waste incinerators provided through a European Union healthcare waste project funded through the EDF10 from 2014-18. SPREP, as the implementation partner of the PWP is currently undertaking activities to understand, and to improve, healthcare waste management in 14 Pacific Island Countries. Available funding under the PWP Programme is insufficient to undertake all necessary actions, and with the impact of the COVID-19 pandemic on healthcare waste, SPREP has called for a multi-donor response is required to ensure adequate management of healthcare waste throughout the region.	Mid-term 10 x Pacific countries assisted with technical backstopping End of project 14 x Pacific countries provided with technical backstopping 14 x countries with reduced dioxin and furan emissions	s		(a)(1)(2)
Component 4: Knowledge Management and Communication						
Outcome 4	Outcome Indicators	Baseline	Targets and Monitoring Milestones	Means of Verification	Assumptions & Risks	UNEP PoW Output Reference Number
Knowledge generated by the programme is disseminated to, and applied by, SIDS in all regions	- No. of knowledge assets generated and disseminated to Pacific SIDS	Knowledge generated by projects and activities in SIDS is not currently shared, disseminated or communicated in a systematic way. As a result, and fuelled by geographic isolation, Pacific SIDS rarely learn from each other, nor from the experiences of other SIDS.	Mid-term 25 Knowledge products disseminated to PICs End of project Project activities communicated to all SIDS Over 70,000 youth engaged in improved waste management through Tide Turners		It is assumed the project and ISLANDS programme accurately identify SIDS stakeholders requiring information, and that this information will be used.	(a)(4)(5) (b)(4)(5)
Outputs	Output Indicators	Baseline	Targets and Monitoring Milestones	Means of Verification	Assumptions & Risks	UNEP PoW Output Reference Number

Output 4.1 Communication of national systems on sustainable financing	28. No. of Pacific countries with communities consulted on sustainable financing measures in place (% of women in community consultations)(4.1.1, 4.1.2, 4.1.3, 4.1.4, 4.1.5) (Impact Indicator 12.3)	The Cook Islands, FSM, Nauru and Niue have requested assistance in developing sustainable financing measures for various wastes (including e-waste, used oil, and bulky waste). Communities are yet to be fully informed or consulted on these plans, or eventual measures.	<u>Mid-term</u> 4 x Pacific countries effectively consulted on sustainable financing measures (Nauru, Niue, FSM, Cook Islands) At least 45% of total individuals women consulted are women	Project reports	Is it assumed that communities are receptive to the introduction of sustainable financing measures.	(a)(4)(5) (b)(4)(5)
Output 4.2 Community education activities and programmes on waste management behaviour designed and conducted	29. No of Pacific countries signed up to mercury free Pacific pledge (4.2.4, 4.2.5) 30. No. of regional strategies in place for Mercury free Pacific (4.2.1, 4.2.2, 4.2.3) (Impact Indicator 4.1) 31. No. of community education activities on waste management behaviour (4.2.4, 4.2.5) (Impact Indicator 8.1)	The Government of Tuvalu is undertaking a concerted national effort to reduce waste generation, increase recycling rates, and improve waste management. This requires changes in behavior at both the individual and community level. In the context of the Minamata Convention MIA activities being undertaken in the region, SPREP is planning on promoting mercury free Pacific. Such a plan would involve including this on the agenda of the 2021 SPREP meeting, with the aim of getting Pacific countries to pledge commitment. From this a regional strategy will be developed to guide regional and national actions to eliminate mercury.	<u>Mid-term</u> 14 x countries signed up to Mercury-Pacific pledge 20 community activities on waste management in Tuvalu <u>End of project</u> 60 community activities on waste management 1 x regionally endorsed mercury free Pacific strategy in place.	Project reports Pledge from SPREP meeting Press release from SPREP meeting Draft strategy	SPREP remain committed to introducing this as a key regional action area at the 2021 SPREP meeting. There is a risk that this idea could be over-shadowed by another more pressing issue.	(a)(4)(5) (b)(4)(5)
Output 4.3: Widespread engagement of youth through Tide Turners program (regional)	32. No of youth participating in Tide Turners program (4.3.1, 4.3.2) (Impact Indicator 8.2)	Across the Pacific region half of the population is aged under 23 years of age. In Melanesia more than a third are aged 14 and under. PNG, Solomon Islands, and Vanuatu are recording population growth rates of 2%, or more, double the global average annual growth rate[1]. The involvement of young people is central to changing behaviors related to waste management. UNEP Youth developed the Plastic Tide Turners badge, together with the Scouts, a leadership challenge to educate and empower young people to change their own behavior and that of their communities.	<u>Mid-term</u> 70,000 Pacific Youth participating in the Plastics Tide Turners program (50% girls). <u>End of project</u> 160,000 Pacific Youth from 14 countries participating in the Plastics Tide Turners program	Downloads of Tide Turners app Registration of participation on the app	App will be developed and available under the Coordination, Communications and Knowledge Management project. It is also assumed UNV can be hired through UNEP Youth and located at SPREP to mentor and work with Pacific communities working on Tide Turner activities.	(a)(4)(5) (b)(4)(5)
Output 4.4: Best practices in Pacific SPDS on hazardous waste management	33. No. of quarterly Programme updates	The ISLANDS Programme has not yet started and therefore there is no data.	<u>Mid-term</u> 10 x quarterly update reports	Reports		(a)(4)(5) (b)(4)(5)

acid SIDS on hazardous waste management documented and made available reporting through the global component	mitigate update reports provided to the Coordination, Communications and Knowledge Management project (4.4.1, 4.4.2)	therefore there is no quarterly communication or reporting.	update reports provided to the Coordination, Communications and Knowledge Management project			(U)(*)\U)
			End of project 10 x quarterly update reports provided to the Coordination, Communications and Knowledge Management project			

[1] <https://www.lowyinstitute.org/publications/demanding-future-navigating-pacific-youth-bulge#sec42951>

ANNEX B: RESPONSES TO PROJECT REVIEWS (from GEF Secretariat and GEF Agencies, and Responses to Comments from Council at work program inclusion and the Convention Secretariat and STAP at PIF).

Response to GEF Secretariat Review

GEF noted that the co-financing of the PMC is less than the GEF amount. In the majority of projects the practice is for the co-financing to be equal or greater than the GEF amount.

The co-financing for PMC is now greater than the GEF contribution. Significant co-financing is coming from SPREP towards project management.

Response to STAP Reviews

STAP reviewed the PFD, concurred with the ISLANDS Programme, and made the following comments on the concept of ISLANDS PFD that are relevant to this project (https://www.thegef.org/sites/default/files/web-documents/10185_STAP_Screen.pdf). These comments and the responses are included below:

• *The project has the potential to generate Global Environment Benefits (GEBs) beyond the chemicals and waste focal area including: biodiversity benefits (through the prevention of harmful impacts of chemicals and waste on terrestrial and marine ecosystems); international waters benefits (through the prevention of chemical pollution and plastic pollution of international waters); and climate change benefits (through the mitigation of greenhouse emissions from poor waste management). It is recommended that a detailed analysis of these co-benefits should be carried out at the PPG stage and the final interventions designed to maximize these co-benefits. STAP also suggests that detailed information about how the chemicals and waste GEBs were estimated should be provided at the PPG stage.*

Agency response: Noted. Section on GEBs addressed co-benefits in the areas of biodiversity, international waters, and climate change benefits. This section also includes details on the basis for GEB calculations.

• *Component 2: one of the proposed interventions includes infrastructure, for example, engineered landfills. Given the limited land mass of SIDS and the susceptibility of SIDS to the impacts of climate change, for example, sea-level rise and increased frequency of extreme weather events, it is recommended that other alternatives should be assessed to ascertain that landfill is the best option. If landfill is the best option, it is recommended that the BAT be deployed that includes effective leachate management, methane recovery and waste-to-energy applications.*

Agency response: This has been noted and BAT will be deployed.

• *Stakeholders: The proposal contains a good representation of stakeholders, but their expected role in the project is not specified. STAP believes that academic and research institutions, especially local ones, are important stakeholders for this type of project that involves the assessment of BAT, knowledge management and dissemination. It is therefore recommended that relevant academic and research institutions should be*

Agency response: This is noted and the project will ensure knowledge assets are shared with a network of SIDS based academic stakeholders. In addition, representatives from SIDS based academic institutions will be targeted to join the communities of practice.

• *Risks: The proposal presents a good preliminary analysis of the potential risks to the success of the project. STAP appreciates that the potential impact of climate change and sea-level rise is recognized and included in the preliminary risk analysis. It is important that ways of mitigating these risks be designed at the PPG stage and incorporated during project implementation. Beyond the identified risks, STAP recommends that the project proponents consider other potential risks, including political risk and coordination challenges for a large program.*

Agency response: This is noted. Political risks are now included. During PPG an extensive assessment of climate risks and mitigation measures was undertaken. The result of this are included in the Section on Risk. Specifically, in Tonga, the project will work to rehabilitate and climate proof two landfills.

Response to Country comments on the PFD

GEF Council members made the following comments on the project. Where these comments pertain to this child project, a response is provided in the righthand column

Country	Comment	Agency Response
Canada	<ul style="list-style-type: none"> - The project appears to address some of the systemic issues facing SIDS that prevent them from fully implementing the Minamata Convention. While not highlighted in the project proposal, greater control of imports and waste could also assist countries in fulfilling their reporting requirements under the Convention. - This project is in line with previously adopted Stockholm COP decisions and proposed actions to the GEF in the 2018-2022 priority areas. 	<p>Noted. UNEP concurs and under Component 1 work is planned to reduce imports and waste. This will assist Pacific countries in fulfilling requirements under the Convention.</p>
Germany	<p>Germany welcomes this proposal, which addresses the major chemicals and waste issues in the SIDS through an interregional and intersectoral approach. At the same time, Germany has the following comments that it suggests be addressed in the next phase of finalizing the project proposal: Suggestions for improvements to be made during the drafting of the final project proposal:</p> <ul style="list-style-type: none"> - The risks associated to the complex management structure should be addressed in the risk section of the PIF, as well as associated risk mitigation measures. As UNEP-Chemicals has already limited management capacities, Germany recommends to ensure that sufficient resources are provided in an early stage of project preparation. - In Component 1, the activity on "promotion and introduction of alternatives to identified priority chemicals and products (e.g. alternatives to POPs and Hg containing products, alternatives to HHPs, alternatives to certain plastics)(...)" does not clarify how identification is processed. Germany would welcome additional information on this component - In many sectors recording on chemical components contained in products is insufficient and incomplete. Germany therefore recommends to include the recording of chemicals and products 	<p>The global CCKM project will gather, synthesize and disseminate information on recording chemicals components contained in products.</p> <p>The Pacific project will use and disseminate this information to inform stakeholders and change behaviours in the Pacific region.</p>

	as thematic building blocks in the component on strengthening regulatory/policy frameworks in the final proposal.	
Norway/Denmark	<p>- We are pleased that such a program is suggested for SIDS as they are especially vulnerable to these issues and have limited resources.</p> <p>- Please note (1) that the programme document itself state that there have been many initiatives on chemicals and waste across SIDS in the past. A common feature of many of these has been the failure to learn from experience (both positive and negative) and, to build on results and successes. The programme intends to address this issue which is very positive.</p> <p>- Several of the components refer to strengthening the national governments capacity to implement the BRS and Minamata Conventions, plus SAICM. One should be aware that there may be an overlap with UN Environment Special programme. How will this be addressed?</p> <p>- Indicator 5.3 concerns the amount of Marine Litter Avoided. The target is set at 185,400.00 Metric Tons (expected at PIF) which is higher than the total target set for GEF-7. Will GEF-7's target be increased? It is also noted that marine litter estimates are based on available country baseline data in term of marine litter generated. It is noted that some of these studies are dated and the data will be confirmed, and hopefully increased during PPG.</p> <p>- It is difficult to get a full overview of the elements of the program and these should be more detailed. It is positive that import control, substitution and collaboration with sectors generating waste are elements of the program. It is also positive that work is planned to promote regional management solutions as these are essential to ensure environmentally and economically sustainable waste solutions.</p>	<p>The potential overlap with countries with Special Programme activities is noted. During project preparation UNEP consulted both the Special Programme Secretariat and countries with Special Programme projects, to ensure national activities were complementary, as opposed to duplicative of Special Programme activities.</p>
US	<p>- We believe that the overall goals of the ISLANDS program are positive and address important chemical and waste priorities, including those related to reducing plastic pollution. However, in the United States' view, the inclusion of project activities directed at advancing new national efforts to ban single-use plastic products or develop extended producer responsibility (EPR) mechanisms</p>	<p>The project does not propose single use plastic bans. The project is focused on waste management to combat plastic pollution.</p> <p>In the Pacific, each participating country</p>

	<p>user responsibility (EPR) mechanisms is not consistent with the GEF mandate, which is to achieve global environmental benefits. Single-use plastic bans do not yet have a demonstrated net environmental benefit, as analyses of the full economic and environmental impacts, including life-cycle analysis of the impact of plastic alternatives, are lacking. GEF interventions should focus on waste management to combat plastic pollution. Unless activities related to the ban of single-use plastics and EPR are removed during further project development, the United States will not be in a position to support the Pacific Regional, Caribbean Regional, Indian Regional and Caribbean Incubator Child Projects at the CEO endorsement stage.</p> <p>- The United States would appreciate additional information on whether the Basel Convention Regional Centre for Training and Technology Transfer (BCRC Caribbean) has the demonstrated competency and experience in the promotion and implementation single-use plastic bans.</p> <p>The below comments from the United States were provided prior to the Council meeting. An initial agency response was provided and can be found in the list of documents specific to the project in the GEF Portal.</p> <p>- Can the GEF please provide a breakdown of the relative funding directed to each country</p>	<p>participating country has a national allocation of \$750,000.</p>
--	--	--

ANNEX C: Status of Utilization of Project Preparation Grant (PPG). (Provide detailed funding amount of the PPG activities financing status in the table below:

Annex C: Status of Utilization of Project Preparation Grant (PPG) and significant PPG outputs (If requesting for PPG reimbursement, please provide details in the table below:)

Project Preparation Activities Implemented	GETF/LDCF/SCCF Amount (\$)		
	Budgeted Amount	Amount Spent To date	Amount Committed
SPREP	200,590.00	137,088.00	63,502.00
Communications consultant	5,500.00	5,500.00	0
Waste audit technical consultants	33,309.80	33,309.80	0
Lead consultant	60,600.20	60,600.20	0
Total	300,000	236,498	63,502

ANNEX D: Project Map(s) and Coordinates

Please attach the geographical location of the project area, if possible.

ANNEX E: Project Budget Table

Please attach a project budget table.

	Component 1:			Component 2				Component 3			
	Output 1.1	Output 1.2	Output 1.3	Output 2.1	Output 2.2	Output 2.3	Output 2.4	Output 3.1	Output 3.2	Output 3.3	Output 3.4
STAFF AND PERSONNEL											
1001 PM Staff											
	Project Coordinator								-		
	Administrative Officer										
1002 Targeted Technical Assistance											
	Hazardous waste management advisor (assistance with NHWMS development)	-	100,000	-	-	-	-	-	-	-	-
	Used oil specialist	25,000	-	-	-	-	-	-	-		75,000
1003 Internal consultants											
	Communications consultant	80,000							-		25,000
	Gender consultant		50,000			10,000					20,000
	Stakeholder engagement consultant										
	Waste management and landfill remediation expert (Tonga feasibility and design, and Kiribati feasibility study)					50,000	50,000				
	Composting expert (Nauru feasibility and design)					40,000					
	Waste transfer station design consultant (Nauru, Niue, Tonga, Tuvalu)								40,000		
	Environmental permitting consultant				10,000						
	Environmental due diligence consultant to identify environmentally sound recycling firms					10,000		40,000	20,000		10,000
	Hazardous Waste management strategy consultant		450,000				-				
	Procurement Specialist	50,000	50,000	50,000	20,000	20,000	20,000	20,000	30,000	30,000	30,000
	UNV Tide Turners										
1004 National consultants											
	Samoa - national strategy to reduce hazardous imports		20,000								
	Cook Islands - technical assistant	5,000	20,000	5,000	-	12,500	-	-	85,000	-	-
	Fiji - technical assistant	5,000	20,000	5,000	-	12,500	-	-	95,000	-	-
	FSM - technical assistant	5,000	20,000	5,000	-	12,500	-	-	-	-	85,000
	Marshall Islands - technical assistant	5,000	20,000	5,000	-	12,500	-	-	-	95,000	-
	Kiribati - technical assistant	5,000	20,000	5,000	-	12,500	-	95,000	-	-	-
	Nauru - technical assistant	5,000	20,000	5,000	-	12,500	45,000	-	-	40,000	-
	Niue - technical assistant	5,000	20,000	5,000	-	12,500	-	-	-	75,000	-
	Palau - technical assistant	5,000	20,000	5,000	-	12,500	-	-	-	95,000	-
	PNG - technical assistant	5,000	20,000	5,000	95,000	12,500	-	-	-	-	-
	Samoa - technical assistant	5,000	40,000	5,000	-	12,500	75,000	-	-	-	-
	Solomon Islands - technical assistant	5,000	20,000	5,000	-	12,500	-	-	95,000	-	-
	Tonga - technical assistant	5,000	20,000	5,000	-	12,500	75,000	-	-	20,000	-
	Tuvalu - technical assistant	5,000	20,000	5,000	-	12,500	-	-	-	75,000	-

	Vanuatu - technical assistant	5,000	20,000	5,000	-	12,500	-	-	95,000	-	-
subtotal		225,000	970,000	120,000	125,000	205,000	315,000	165,000	440,000	490,000	245,000
CONTRACTUAL SERVICES											
1202 Internal contracts											
	Legislative support (to Niue, Cook Islands, Fiji, FSM, Kiribati, Palau and model legislation on mercury).	350,000	100,000	78,000							
	Feasibility study on end of life vehicles					200,000					
	Investment in establishing system for processing ELVs					500,000					
	Tide Turners contracts to national youth institutions (\$22,000 x 14 countries)										
	Remaking workshop (Samoa)								600,000		
	Healthcare waste technical backstopping contractor										
	Mercury containing products regional collection and disposal				300,000						
	Cook Islands - national investment in e-waste								600,000		
	Fiji - national investment in community waste management								600,000		
	FSM - national investment in construction of temporarily used oil storage facilities and establishing used oil management system										600,000
	Marshall Islands - national investment in recycling and bulky waste management									600,000	
	Kiribati - national investment - landfill design, specification and investment package, and outer islands waste management							590,000			
	Nauru - national composting activity and waste transfer/sorting/recycling station						400,000			336,000	
										600,000	
	Niue - national investment in bulky waste recycling									600,000	
	Palau - national investment in improved recycling										
	PNG clean up and repackaging				600,000						
	PNG POPs waste disposal contract				900,000						
	Samoa national investment in residual waste (from recycling dismantling) waste management						600,000				
									600,000		
	Solomon Islands - national investment in e-waste										
							600,000				
	Tonga - national investment in climate-proofing Tongan landfills on two outer islands									600,000	
	Tuvalu - national investment in outer islands recycling								600,000		
	Vanuatu - national investment in e-waste recycling	350,000	100,000	78,000	1,800,000	700,000	1,600,000	590,000	3,000,000	2,736,000	600,000
subtotal											
TRAVEL											
1601 Training/meetings											
	ISLANDS Programme Coordination Group meetings										
	Project inception workshop (virtual)										
	Advance disposal fee webinar series	90,000									
	Digital training on advanced disposal fee										
		150,000									
	E-waste dismantling training (funding of participants)								50,000		

119/119