

GEF Work Program

June 2020





Fourth GEF-7 Work Program

*Half way point in the
Replenishment Cycle*





By the Numbers
June 2020 Work Program



5

Programs

63

Full Sized
Projects

1

Multi-Trust
Fund Projects



72

Recipient
Countries

20

LDCs

10

SIDS



\$645.4 M

GEF

\$4.3 B

Co-Financing

\$3.2 B

Investment
Mobilized



1:7.2

Co-Financing Ratio
Work Program

1:8.3

Co-Financing Ratio
To Date

1:5.3

Investment
Mobilized Ratio
Work Program

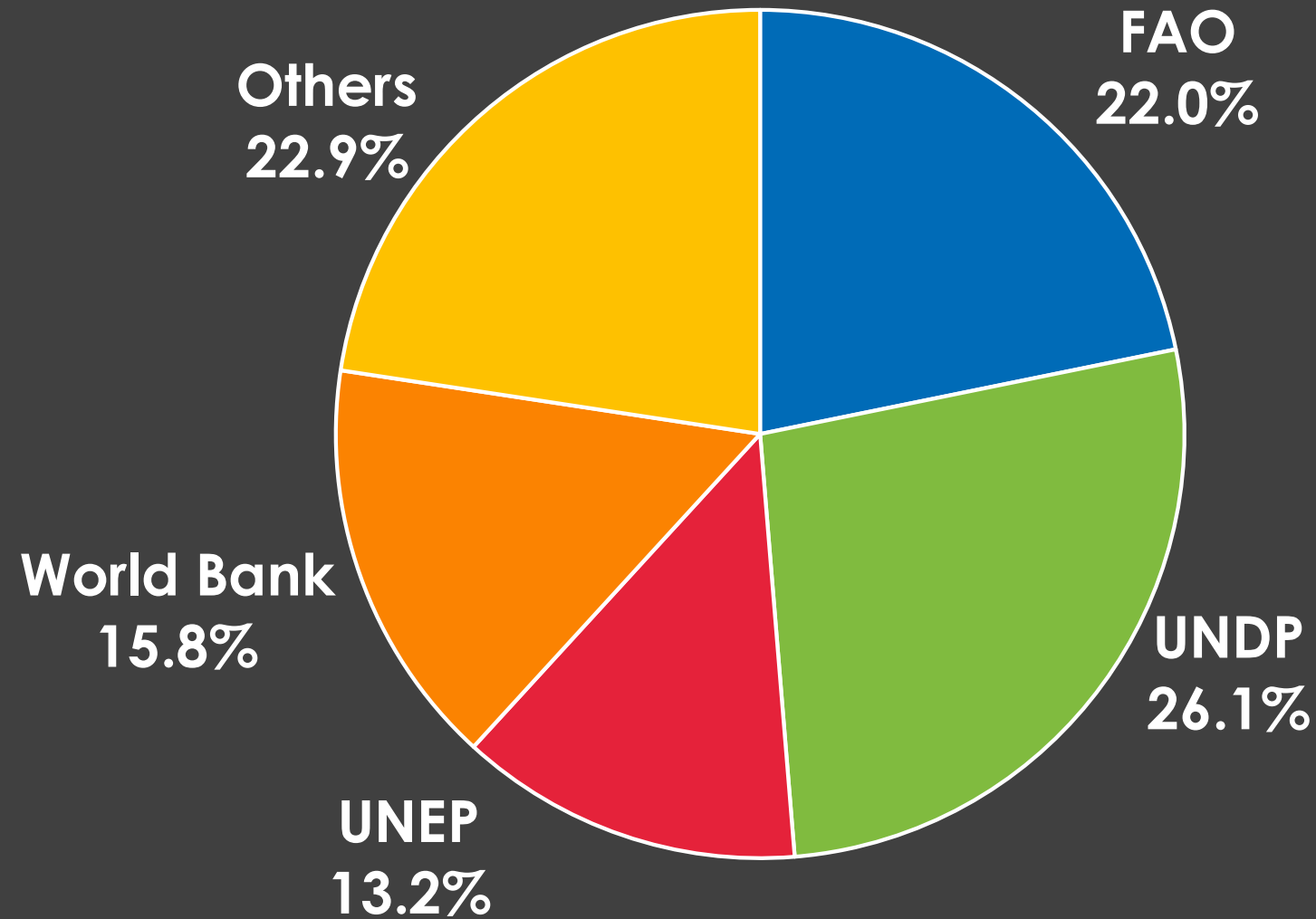
1:6.2

Investment
Mobilized Ratio
To Date



Resources Requested in June 2020 Work Program By GEF Agency

*Includes fees





Distribution of GEF Financing *by Focal Area*



SGP \$64.0 M

NGI \$59.1 M

International Waters \$122.5 M

Chemicals and Waste \$136.4 M

Land Degradation \$69.9 M

Climate Change \$41.8 M

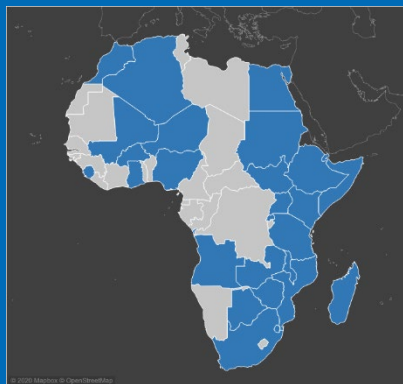
Biodiversity \$151.8 M



Distribution of GEF Project Financing by Region June 2020 Work Program



Asia 18.8%



Africa 11.0%



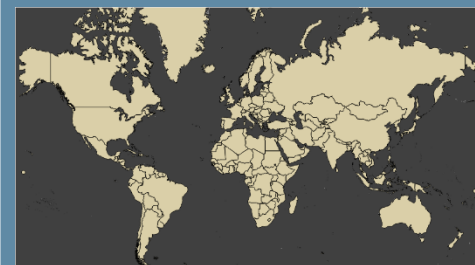
Latin
America
12.0%



ECA 7.5%



SIDS 4.5%



Global 27.1%



SGP 9.9%



NGI 9.2%



New Programs



GOLD + Chemicals and Waste Program

Removing Hg from ASGM
Builds on GEF-6 PlanetGold Program



Common Oceans Program International Waters

Contribute to the sustainable use of the
Areas Beyond National Jurisdiction



Addendum to existing Programs

FOLUR Impact Program
Global Wildlife Program
Electric Mobility Program

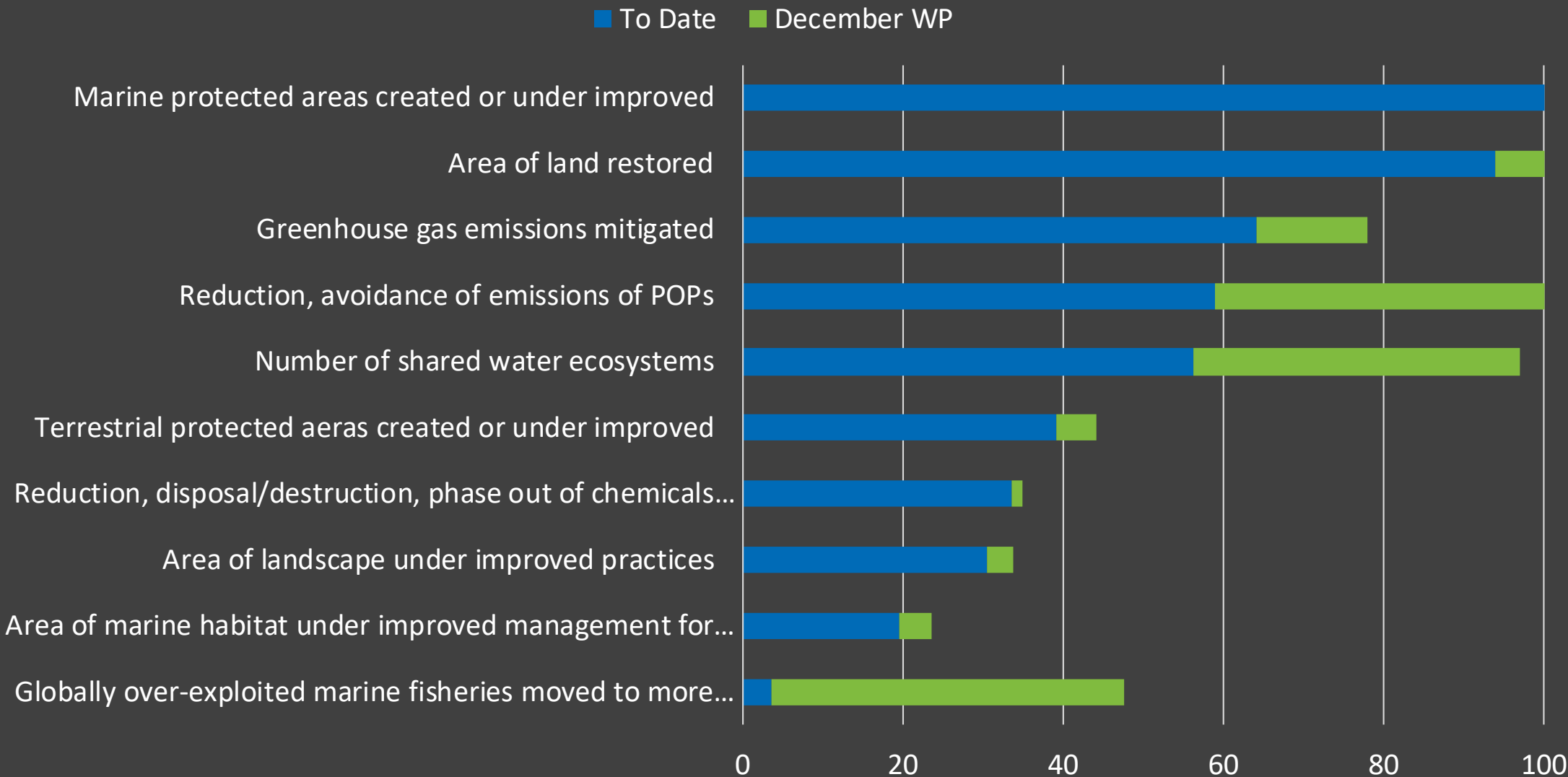


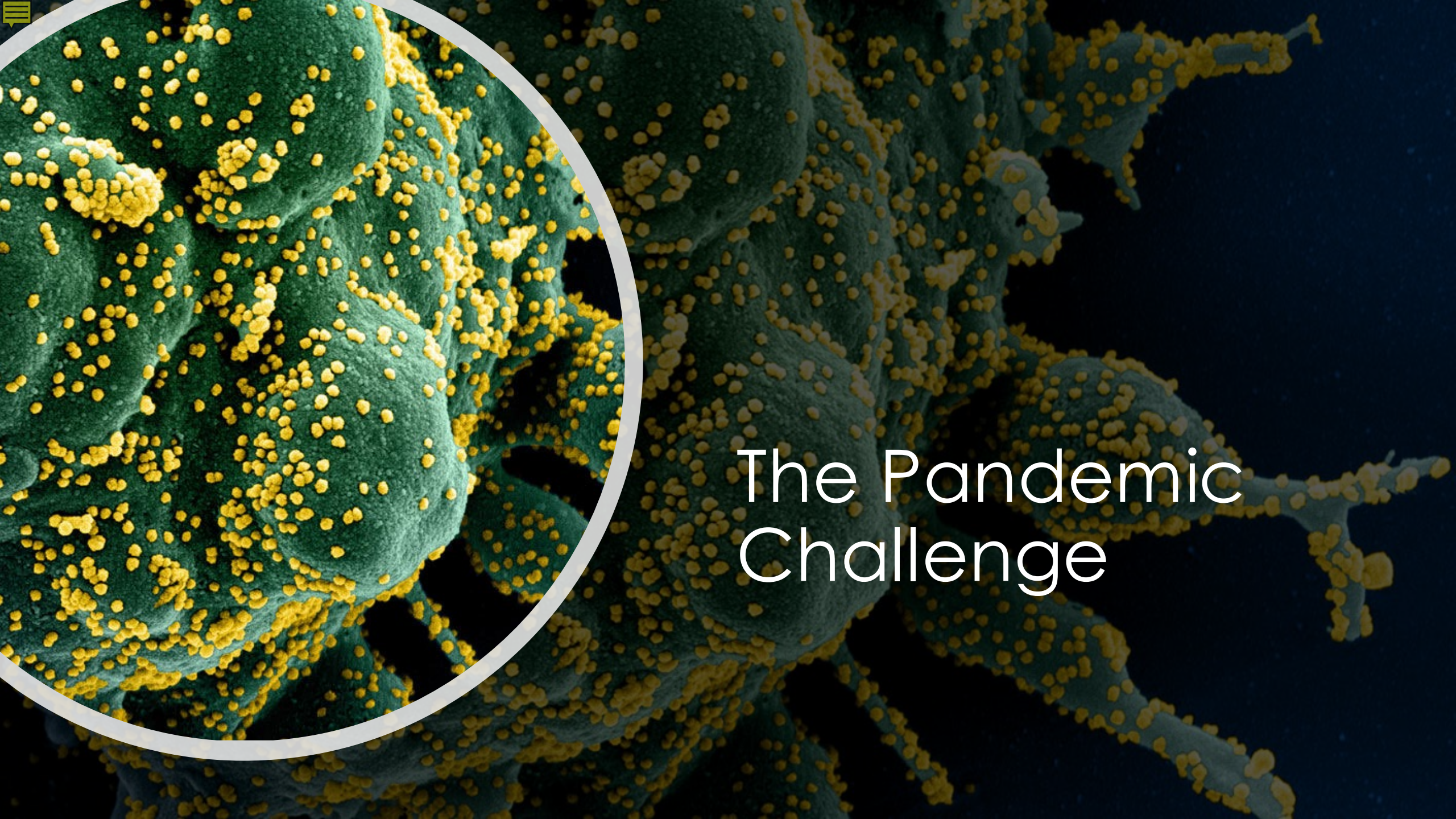
Blended Finance

4 New NGI-funded projects (\$59.1 million)



Expected Results To Date and for the June 2020 Work Program, against GEF-7 targets





The Pandemic Challenge



Hippocampus nalu



Copyright: © Richard Smith



Thank you